

Verizon Ellipsis Jetpack MHS900L

Conexión a su dispositivo

- 1) Encienda el **Ellipsis Jetpack MHS900L**
- 2) Haga clic en la conexión Wi-Fi de su computadora portátil y encuentre el nombre de Wi-Fi correspondiente para el **MHS900L**

Wi-Fi Name:
Ellipsis Jetpack XXXX

Wi-Fi Name display

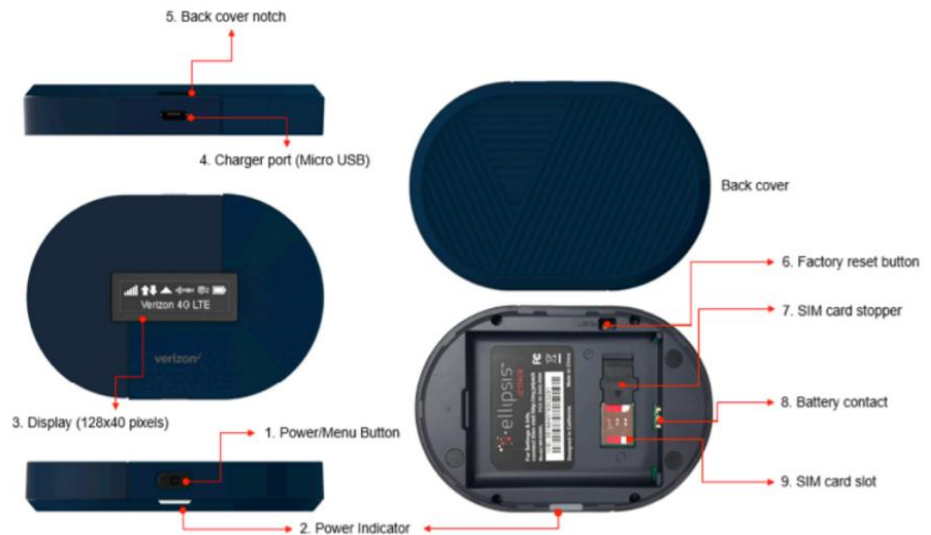
- 3) Haga clic en **Conectar** en su computadora portátil e ingrese la contraseña cuando se le solicite

Password:
XXXXXXXX

Password display


- 4) Su dispositivo de Internet ahora conectado

Components






1. **Power/Menu Button** – Turn on/off the Jetpack. Shows the Jetpack menu and information

Operation Status

	Operations	Actions
	Turn On	Press and hold the Power button for 2 seconds.
	Turn Off	Press and hold the Power button until "Goodbye" message appears.
	Display Wake-Up	When the display is off (sleep mode), the first quick press of the Power button wakes up the display.
	Info Display	When the display is on, each time the Power button is pressed quickly, the following information displays. Data Usage > Wi-Fi Name > Password > Web Admin URL guide > Home

Charging Indicator Light

	Colors	Charging Status
	Off	The Jetpack is not connected to a charger.
	Red	The Jetpack is connected to a charger and is currently charging.
	Green	The Jetpack is connected to a charger and the battery is fully charged.

