



**Fall 2019
Educational
Priorities
Document/Rubric**

2020 Charter Application Supplement

To supplement **Section 1.2 Enrollment Summary**, please elaborate on the need of the community in your selected region. The need for a charter school in a given region may be any or all of the following:

Performance – other public schools in the region are underperforming and would benefit from your proposed charter option

Over Enrollment – other public schools in the region are over-enrolled or over-crowded and would benefit from your proposed charter option

Academic Program Focus – other public schools in the region do not offer the program(s) the proposed charter would offer (e.g. Arts Integration, Science & Technology, International Studies)

Please describe the need for the proposed charter school in your selected region, using the defined categories and the Educational Priorities Document to guide your discussion.

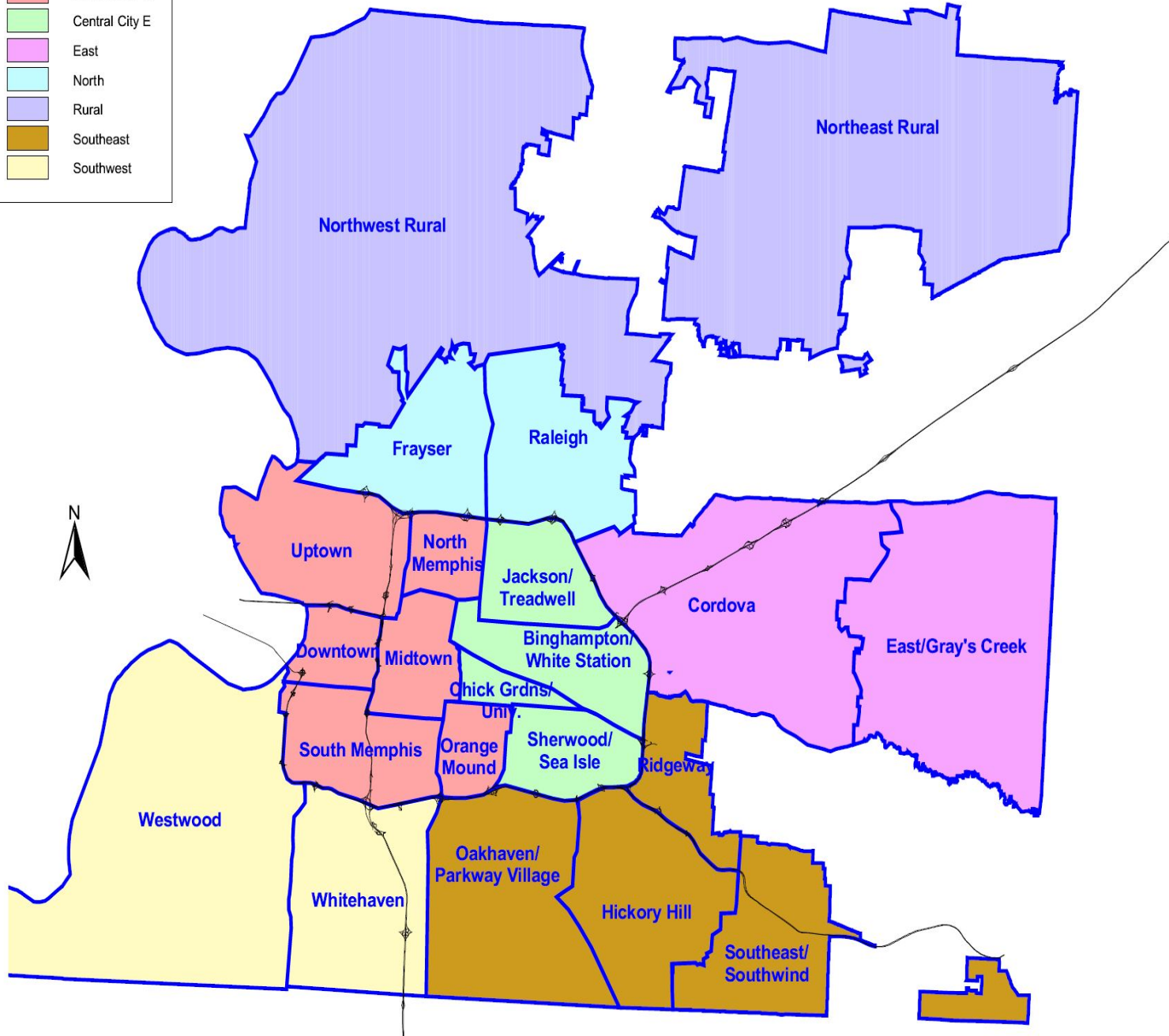
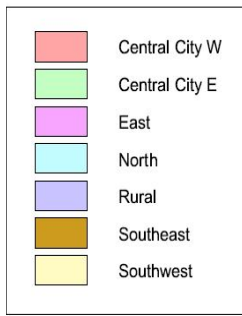




Executive Summary

The 2020 Educational Priorities Document is a key planning document that supports Priority 4 of Destination 2025, expansion of high-quality schools. This summary includes recommendations, gleaned from enrollment, school performance and academic program data revealing the need for additional intervention and/or more quality seats by grade level and region.

The main purpose of this document is to provide guidance to charter operators concerning expansion and growth opportunities and highlight schools in need of additional academic supports.



Shelby County Schools Regions & Neighborhoods

Shelby County Schools (SCS) aligns the district sub-regions (neighborhoods) with the planning districts used by the city of Memphis. City districts were altered for the purpose of SCS planning when locations of schools, school zones, or residents dictated an altered neighborhood boundary. Additionally, the City's districts only include the City of Memphis, so neighborhoods were added for the unincorporated portions of the county included in SCS boundaries.



GLOSSARY

TERM	DESCRIPTION/DEFINITION
Baseline enrollment	Includes all K-12 students in District-run schools who are not enrolled in a comprehensive development classroom (CDC), PreK section, or alternative school.
Program Capacity	Program capacity is calculated only for the schools housed in district owned buildings in which staffing formulas are used to determine how many students should be in each grade level Core and Non-Core (support such as music, PE, Art, computer lab) classroom.
Optimal seats	The Facilities Planning & Property Management Team did an analysis of each region to determine how many seats are needed in each region. This information along with the quality of seats by grade level are detailed below.
Marker of performance	A student enrollment at a school with a rating of 3.00 or better on the School Performance Scorecard
SPS	School Performance Scorecard
FCI	Facility Condition Index
Utilization %	District managed schools utilization was calculated using 10/07/2019 baseline enrollment and program capacity without portables as determined by SCS Facilities Planning & Property Management Department. Charter school utilization was calculated using 10/7/2019 baseline enrollment and total capacity outlined in approved charter applications.
ATSI	Tennessee Department of Education's Additional Targeted Support and Improvement School



RATING SCALES & NOTES

FCI Ratings	5: Excellent 0 - 5%	4: Very Good 6 - 10%	3: Good 11 - 15%	2: Fair 16 - 20%	1: Poor 21% +
SPS Ratings	4 - 5: Excellent	3 - 3.99: Good	2 - 2.99: Fair	1 - 1.99: Needs Improvement	
Utilization	95 - 100.99%	94.9 - 75%	74.9 - 51%	50.9% and below	101% +

2019-20 40-Day enrollment includes only non-alternative schools receiving a School Performance Scorecard rating on the most recent 2016-19 scorecard. The enrollment numbers include both District-managed and SCS-authorized charter schools. Virtual, Avon, and Shrine Schools are not included in the school counts, school performance, or other analyses.

Ridgeway Early Learning Center nor the Early Childhood Programs are included in this analysis. The report includes District-managed and SCS authorized charter schools. The Achievement School District is NOT INCLUDED in the enrollment and capacity counts unless otherwise noted.

Dates used to calculate enrollment counts:

- 10/7/2019 baseline enrollment for district-managed and charter schools.



CHARTER SCHOOLS EXPECTED TO OPEN IN 2020-21

The Shelby County Schools Board of Education approved one charter school application in September 2019. Memphis School of Excellence - Cordova, along with Freedom Prep - Sherwood Forest are slated open in Fall of 2020. Freedom Prep was originally approved to open in the Fall of two of the six regions will be impacted - East and Southwest.

Charter School	Proposed Grade Structure	Proposed Neighborhood	Region	Projected Enrollment, Year 1	Full Student Capacity
Memphis School of Excellence	K-5	Cordova	East	192	310
Freedom Prep - Sherwood Forest	K-8	Westwood	Whitehaven	288	864
Totals:				478	1174



SCHOOLS PENDING CHARTER REVOCATION IN 2019-2020

The outcome of the recommendations below could impact school performance and enrollment for a number of regions in the District.

Closure Recommended Related to Grading and Other Operational Misconduct				
Central City West	Downtown/Midtown	Southwest Early College High	3.15	192
Non-Renewal Recommended – Close after the 2018-19 school year				
		Yet TBD		

SPS Ratings





SCHOOLS ON THE STATE PRIORITY LIST

The Shelby County Schools Footprint Analysis proposed a number of school consolidations, closures, and new school buildings based on building condition and utilization. Some of the schools listed below are part of the proposed plan. Recommendations related to consolidations, closures, and new schools are outlined in the district's ReImagine 901 Plan.

Region	Neighborhood	School Name	Intervention	State Designation	2016-19 SPS Rating	Utilization Percentage	FCI Category
Southwest	Whitehaven	City University School Girls Preparatory*		2019 Priority	2.67	42%	
North	Raleigh	Granville T. Woods Academy of Innovation*		2019 Priority	2.67	82%	
North	Raleigh	Craigmont Middle	iZone	2019 Priority	2.59	63%	5
Southwest	Whitehaven	Winchester Elementary	iZone	2019 Priority	2.29	100%	5
Southeast	Oakhaven/Parkway Village	Sheffield Elementary	iZone	2019 Priority	2.27	116%	3
Central City W	South Memphis	Memphis Delta Prep Charter School*		2019 Priority	2.19	106%	
Southeast	Hickory Hill	Wooddale High	iZone	2019 Priority	2.16	56%	4
North	Frayser	Hawkins Mill Elementary	iZone	2019 Priority	2.05	59%	3
Central City W	South Memphis	Hamilton High	iZone	2019 Priority	2.04	49%	3
Southwest	Westwood	Westwood High	iZone	2019 Priority	1.83	36%	2
Rural	Northwest Rural	Woodstock Middle School	iZone	2019 Priority	1.71	37%	2
Southeast	Oakhaven/Parkway Village	American Way Middle	iZone	2019 Priority	1.69	83%	5
Central City W	South Memphis	Magnolia Elementary	iZone	2019 Priority	1.63	49%	4
Southeast	Oakhaven/Parkway Village	Sheffield High	iZone	2019 Priority	1.59	58%	3
North	Frayser	Trezevant High	iZone	2019 Priority	1.50	53%	1
North	Frayser	Georgian Hills Middle	iZone	2019 Priority	1.47	89%	4

*SCS Authorized Charter School



SCHOOLS WITH SPS < 2.00 AND NOT ON THE STATE PRIORITY LIST

The schools listed below are district-managed schools scoring below a 2.00 on the 2016-19 School Performance Scorecard and NOT identified on the 2019 State Priority List. The schools on the 2019 State Priority List should be prioritized when providing additional funding and supports to improving student outcomes; however, these schools should also be highlighted and provided with additional supports to increase student performance.

Region	Neighborhood	School Name	Intervention	State Designation	2016-19 SPS Rating	Utilization Percentage	FCI Category
Central City W	South Memphis	Cummings School		2019 ATSI	1.60	67%	2
Southwest	Westwood	Geeter School	eZone		1.10	104%	4
Southeast	Hickory Hill	Kirby High		2019 ATSI	1.84	66%	3
Central City W	North Memphis/Uptown	KIPP Memphis Collegiate Middle School*			1.99	82%	
Central City W	North Memphis/Uptown	Manassas High	iZone	2019 CSI	1.72	58%	5
Central City E	Sherwood/Sea Isle	Sherwood Middle	Continuous Improvement Zone	2019 TSI	1.90	85%	2

*SCS Authorized Charter School

Regional* Enrollment vs Capacity Numbers

*(SCS & ASD Combined)

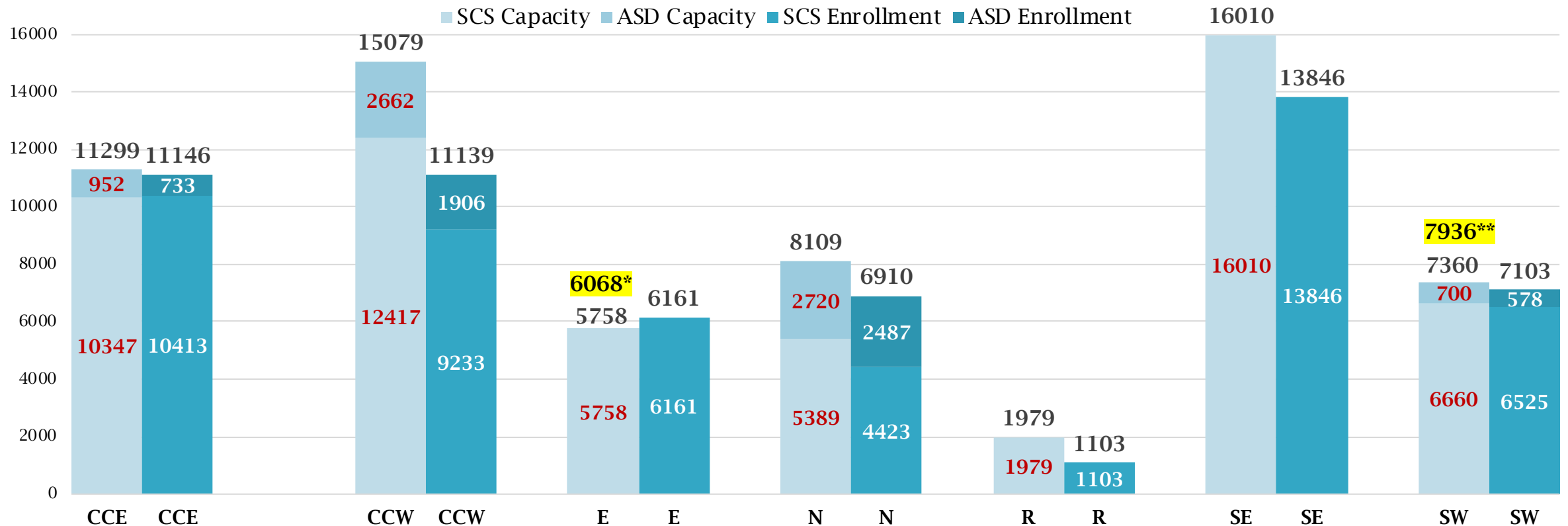




SCS & ASD K-5 SEAT CAPACITY VS ENROLLMENT

When combining SCS and the Achievement School District's overall capacity in the K-5 grade band, there are enough seats to meet the enrollment needs in all regions excluding the East region. Currently, there are no ASD school's in the East Region. ASD schools serving k-5 students are located in the **Central City East, Central City West, North** and **Southwest** regions.

**K-5 Seats Needed (Enrollment) vs Available Seats (Capacity)
SCS and ASD Combined**



*Memphis School of Excellence - Cordova will open in the Fall of 2020; thus, increasing the K-5 capacity of the East Region to 6068 students.

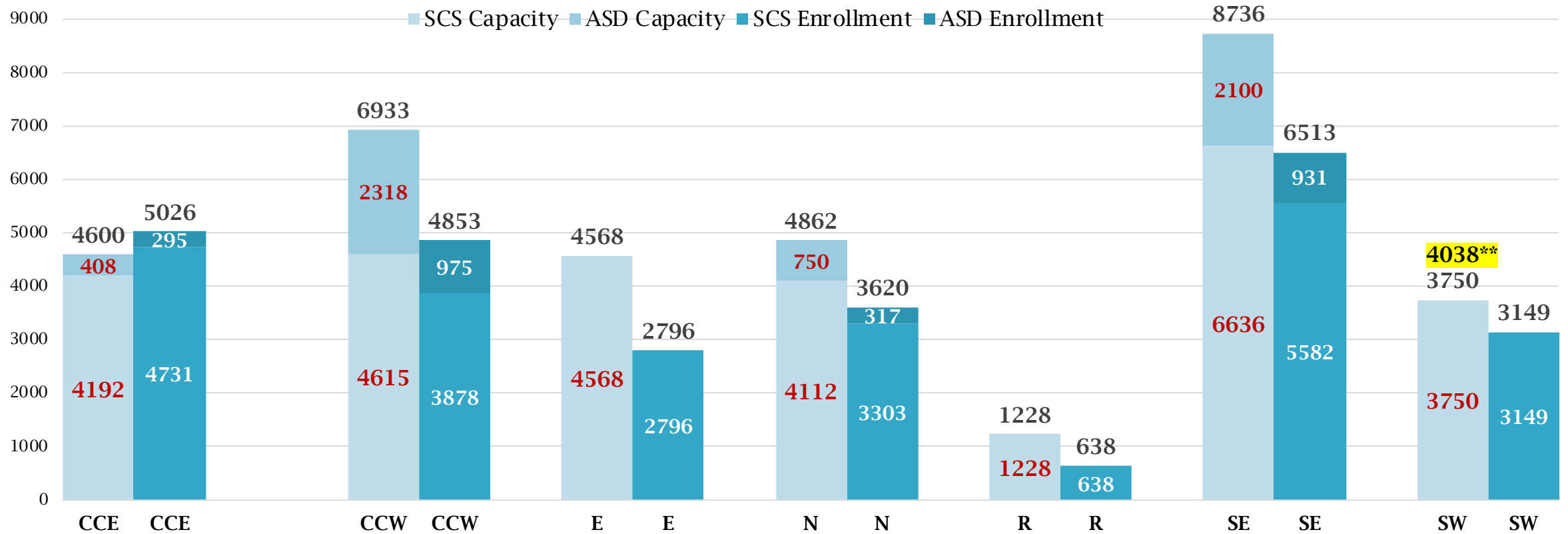
**Freedom Prep - Westwood will open in the Fall of 2020; thus, increasing the K-5 capacity of the Southwest Region to 7936 students.



SCS & ASD 6-8 SEAT CAPACITY VS ENROLLMENT

When combining SCS and the Achievement School District's overall capacity in the 6-8 grade band, there are enough seats to meet the enrollment needs in all regions excluding the **Central City East** region. ASD schools serving 6-8 students are located in the **Central City East, Central City West, North** and **Southeast** regions.

**6-8 Seats Needed (Enrollment) vs Available Seats (Capacity)
SCS and ASD Combined**

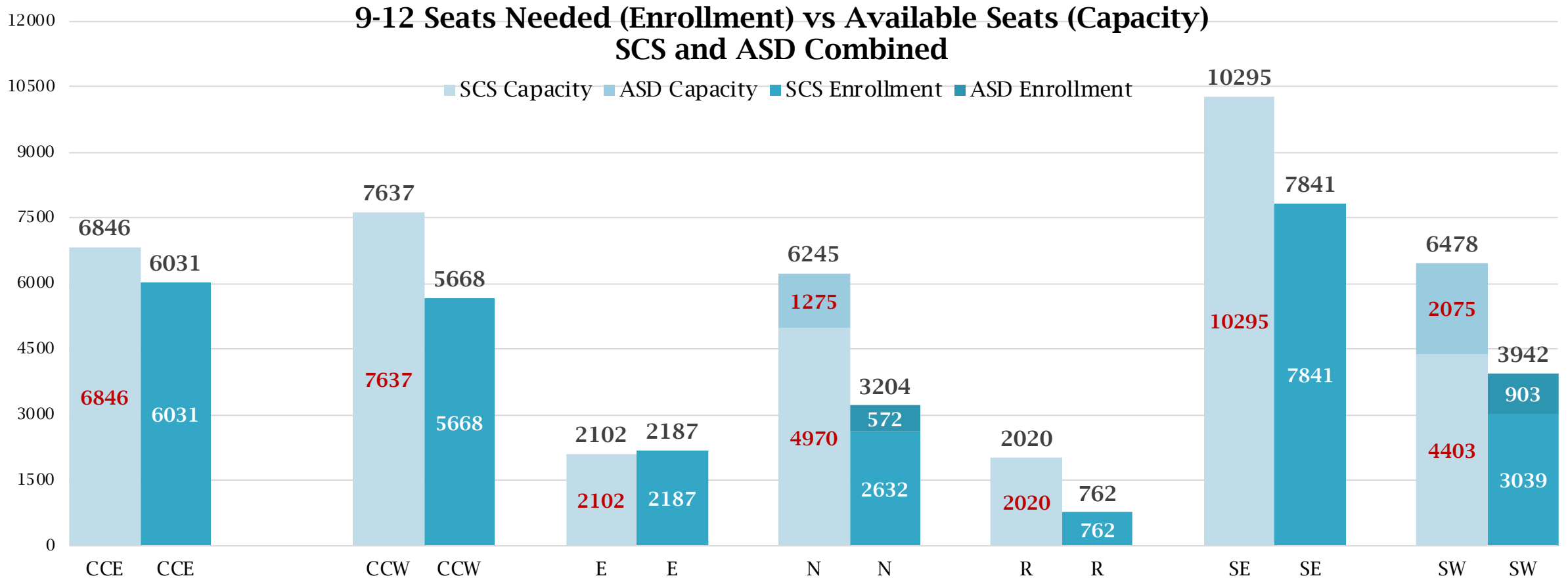


*Freedom Prep - Westwood will open in the Fall of 2020; thus, increasing the 6-8 capacity of the Southwest Region to 4038 students.



SCS & ASD 9-12 SEAT CAPACITY VS ENROLLMENT

When combining SCS and the Achievement School District's overall capacity in the 9-12 grade band, there are enough seats to meet the enrollment needs in all regions excluding the **East** region. Currently, there are no ASD school's in the East Region. ASD schools serving 9-12 students are located in the **North** and **Southwest** regions.





UTILIZATION & SPS PERFORMANCE

As both district managed and charter schools reach their capacity numbers, overall student performance increases on the School Performance Scorecard. Schools at full capacity or slightly above have the greatest percent of students sitting in seats of quality (70%).

Utilization	SPS Performance		
	Poor	Fair	Good/Excellent
0 - 50% 25 schools	12%	32%	48%
51 - 75% 49 Schools	10%	55%	35%
76 - 100% 62 schools	6.5%	32%	61%
101 - 125% 93 schools	2.5%	28%	69.5%
126+% 15 schools	0%	33%	67%

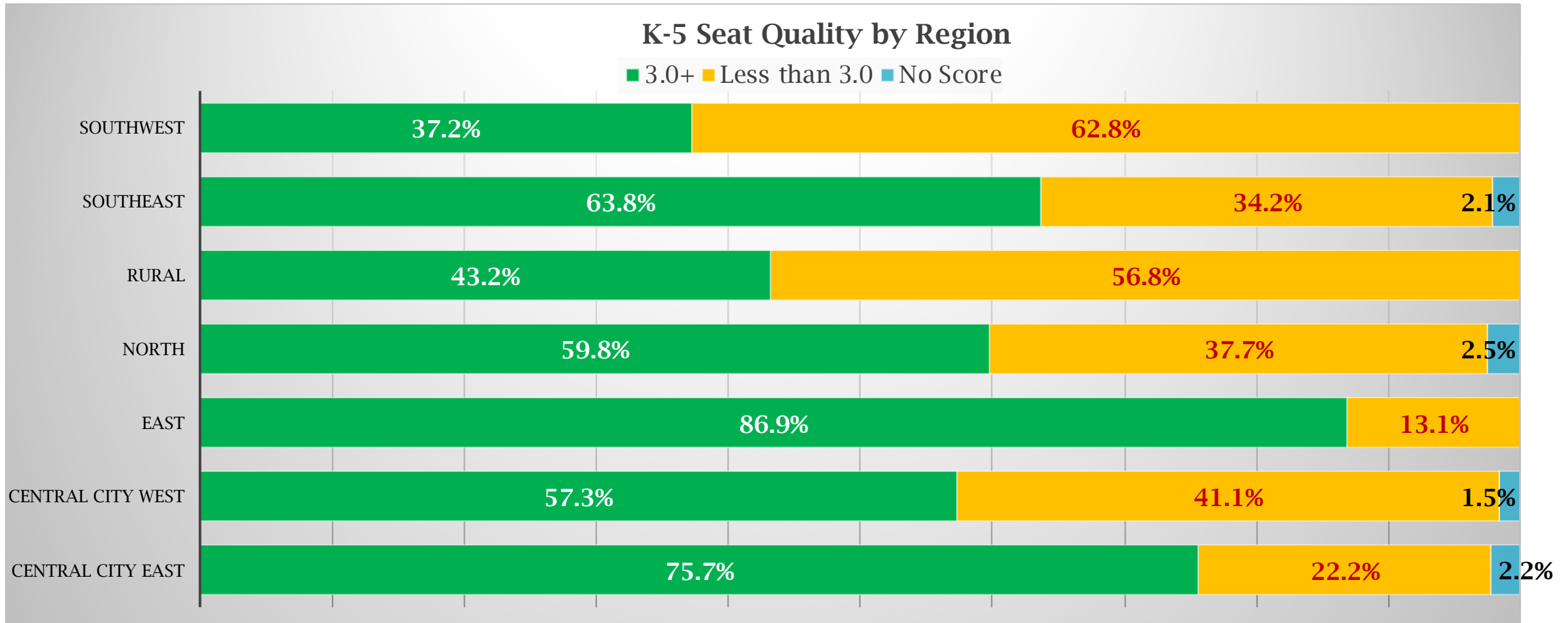


SCS Seat Quality By Region and Grade Band



K-5 SEAT QUALITY BY REGION

The East region has the highest percent of seats at schools with a 3.00+ on the School Performance Scorecard, at **86.9%**. The **Southwest and Rural** regions have **less than 50%** of their seats in schools earning above a 3.0 on the SPS.

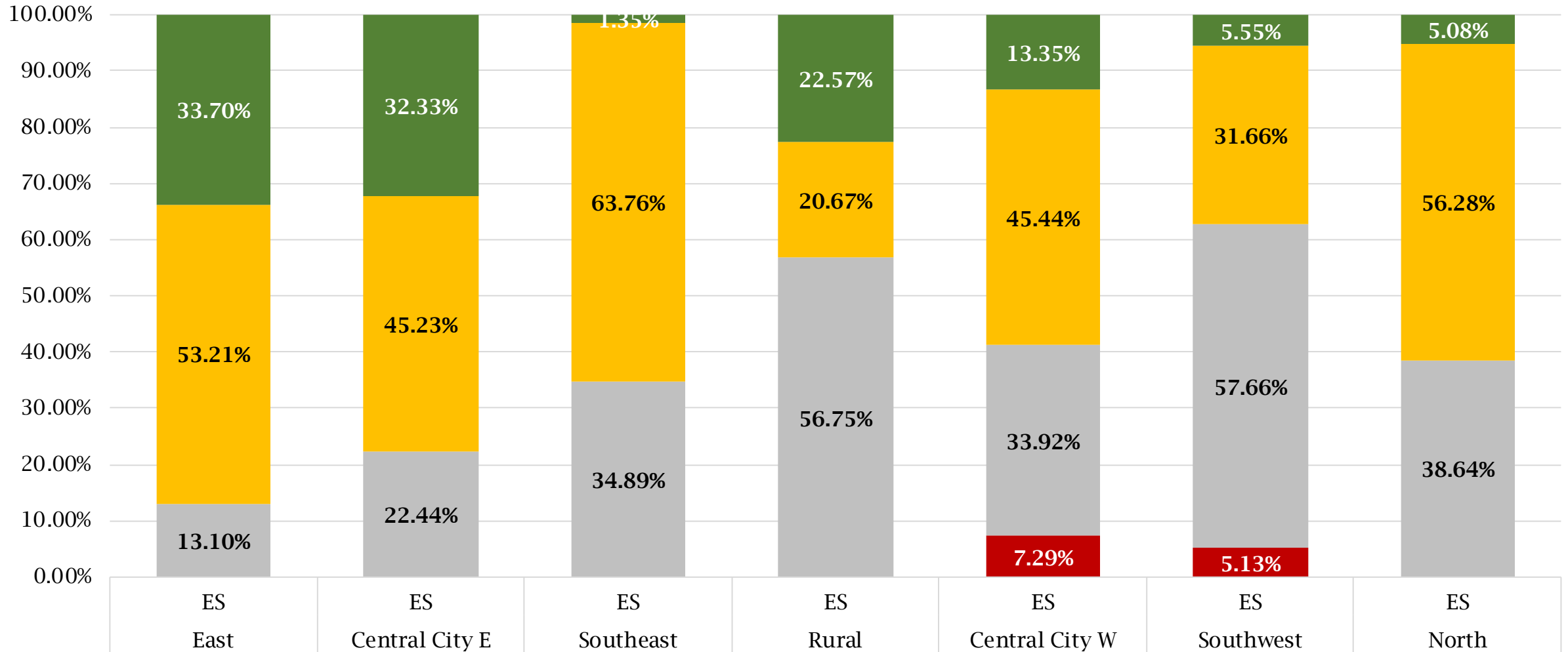




K-5 DISTRICT-WIDE PERFORMANCE SUMMARY BY SPS

2019- 20 40-day Enrollment % by Region and SPS Rating

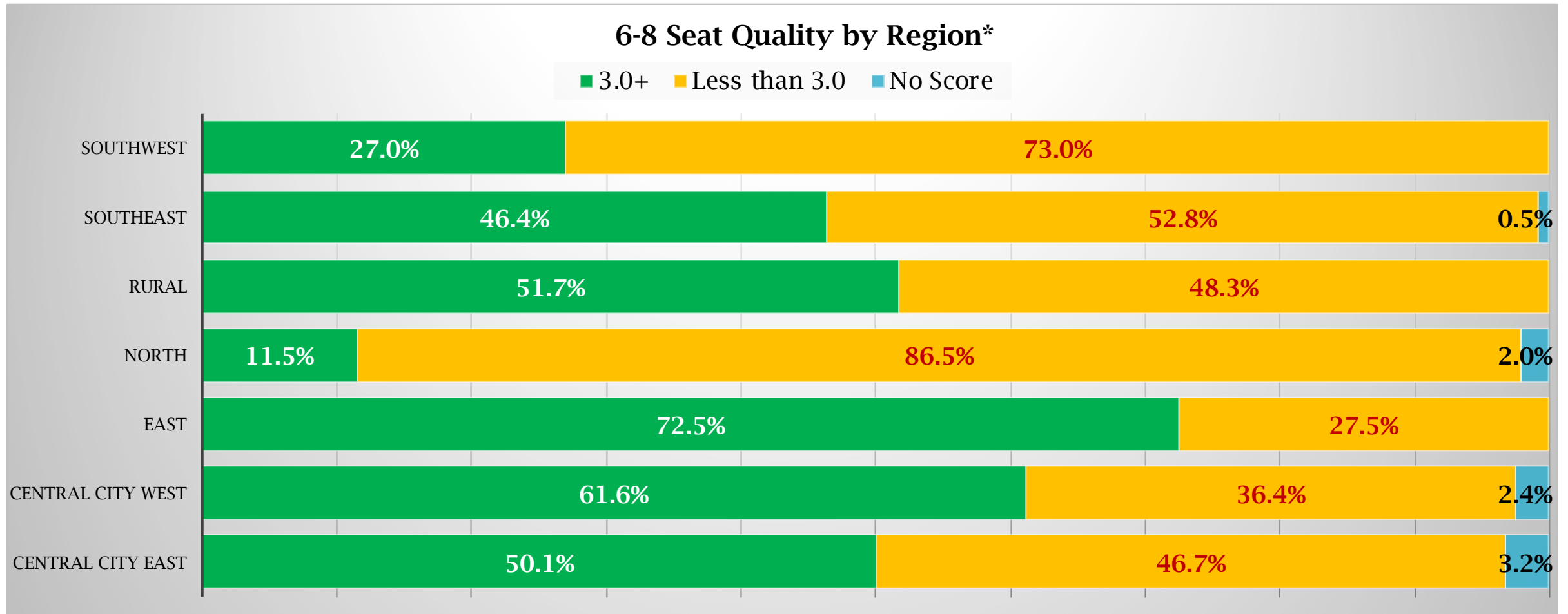
■ 1 - 1.99: Needs Improvement ■ 2 - 2.99: Fair ■ 3 - 3.99: Good ■ 4 - 5: Excellent





6-8 SEAT QUALITY BY REGION

The **East** and **Central City West** regions have the highest percentage of seats at schools with a 3.00+ on the School Performance Scorecard at **72.5%** and **61.6%** respectively. The **Southwest** and **North** regions have the lowest number of seats at schools with a 3.0 or above SPS.

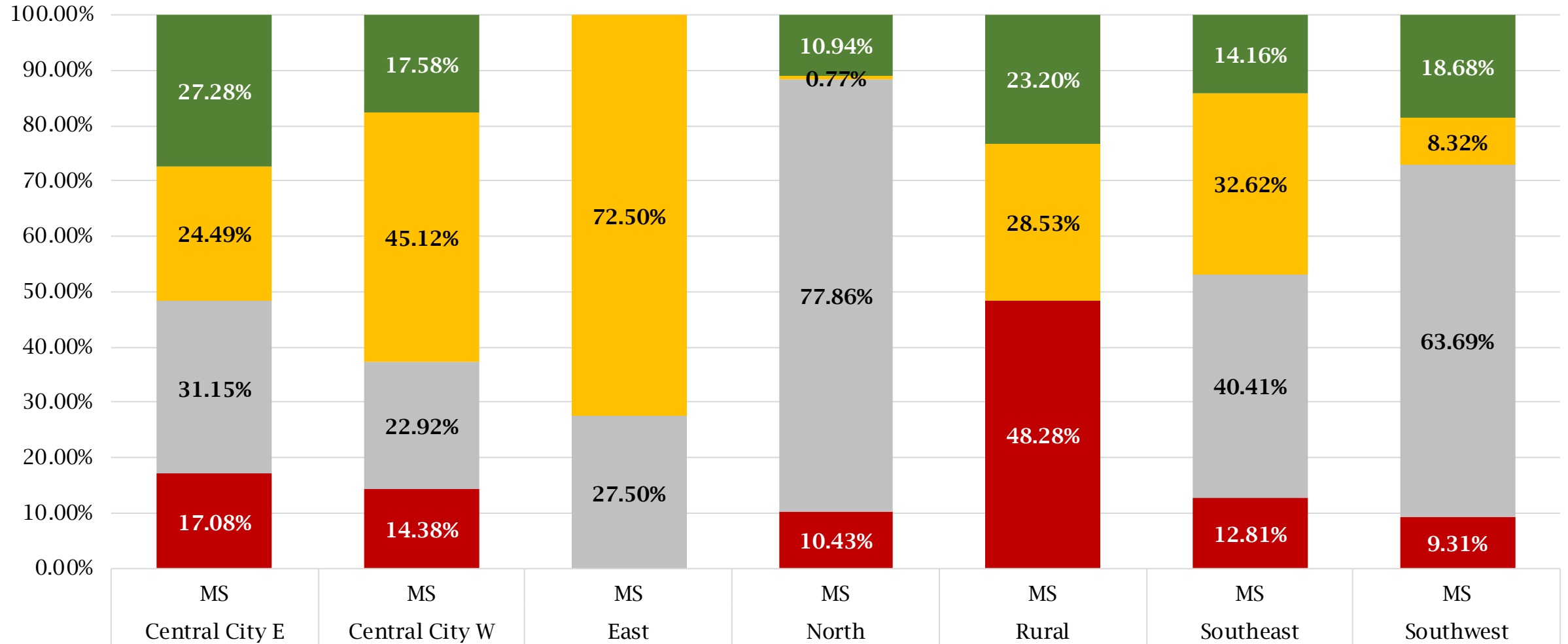




6-8 DISTRICT-WIDE PERFORMANCE SUMMARY BY SPS

2019-20 40 Day Enrollment by Region and SPS Rating

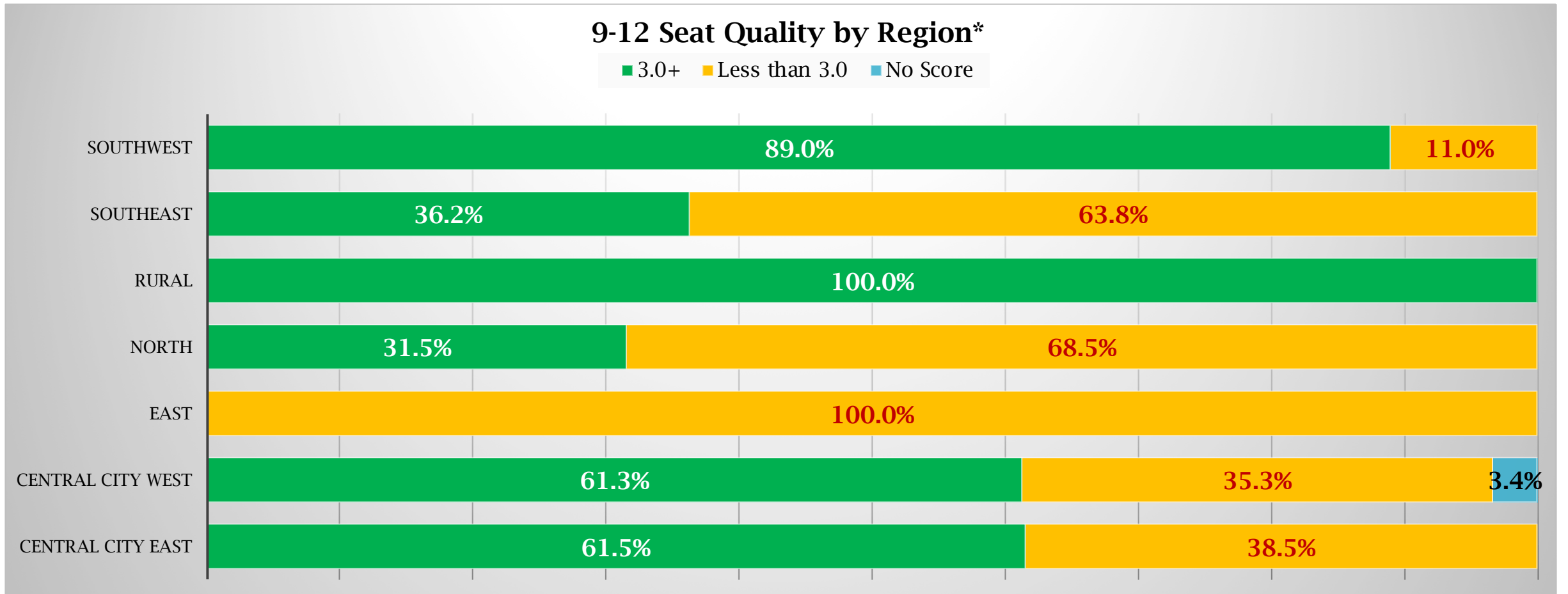
■ 1 - 1.99: Needs Improvement ■ 2 - 2.99: Fair ■ 3 - 3.99: Good ■ 4 - 5: Excellent





9-12 SEAT QUALITY BY REGION

The East and Rural regions have only one high school each to serve students in grades 9-12. The **Rural (100%)** and **Southwest (89%)** regions have the highest percentage of seats in schools with a 3.00+ on the School Performance Scorecard. The **Southeast (36.2%)** and **North (31.5%)** have the lowest percent of 9-12 students attending schools earning a 3.0 or above SPS.

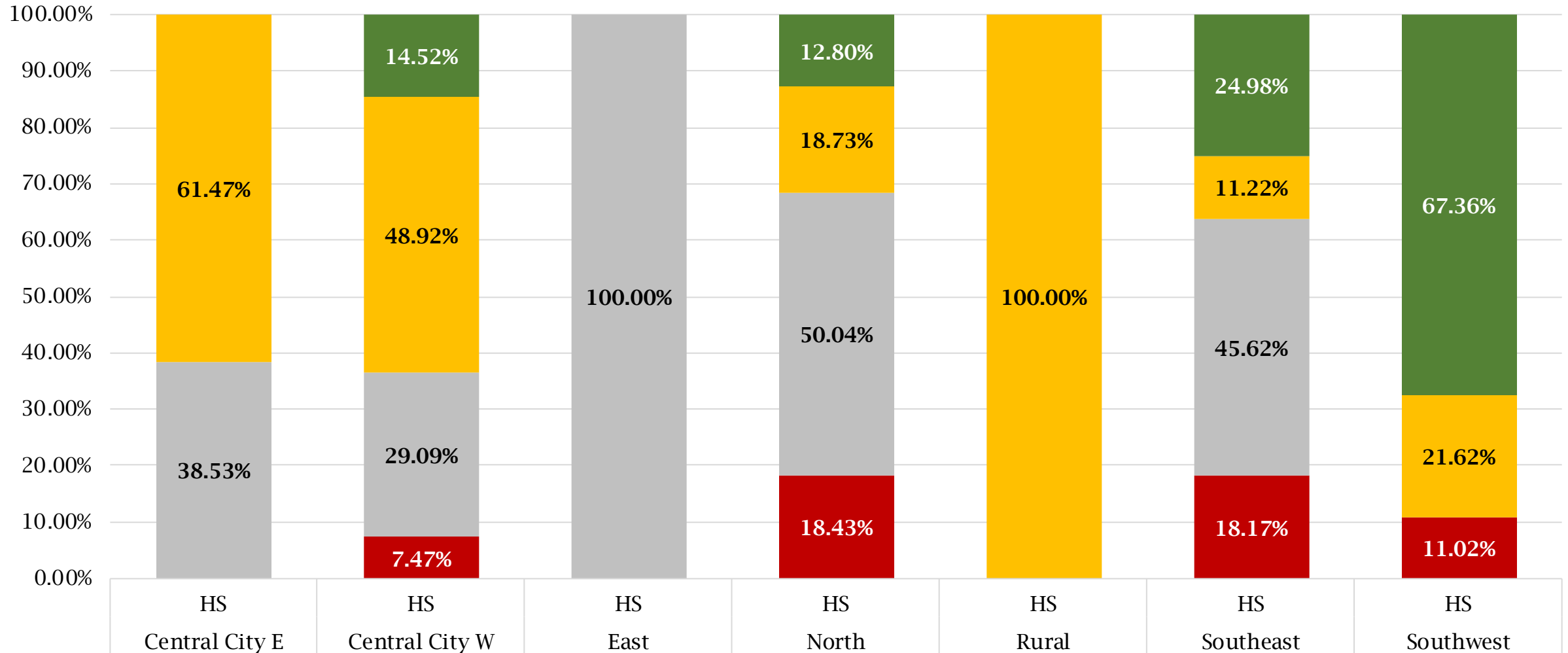




9-12 DISTRICT-WIDE PERFORMANCE SUMMARY BY SPS

2019-20 40 Day Enrollment by Region and SPS Rating

■ 1 - 1.99: Needs Improvement ■ 2 - 2.99: Fair ■ 3 - 3.99: Good ■ 4 - 5: Excellent





Regional Analysis
&
Recommendations



CENTRAL CITY EAST REGIONAL SCHOOL MAKEUP

Binghampton/White Station, Chickasaw Gardens/Univ. of Memphis, Jackson/Treadwell, Sherwood/Sea Isle

The Central City East Region* is comprised of:

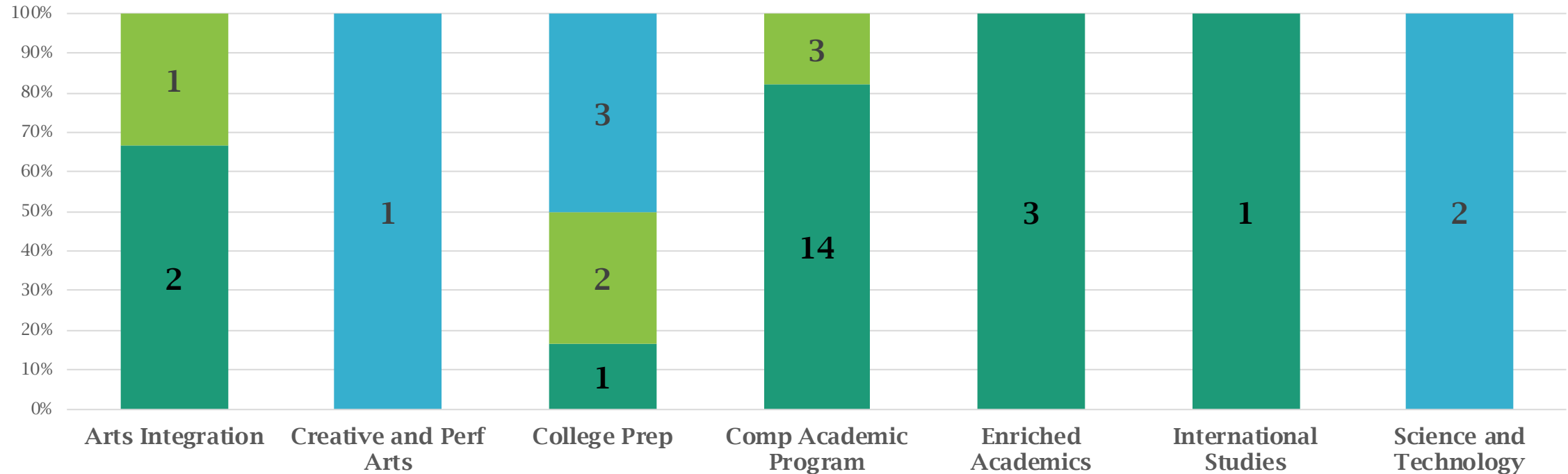
- 22 Elementary Schools: 5 - Charters, 1- Contract, 16 - District Managed (6 w/optional programs)
- 6 Middle Schools: 1 - Charters, 5 - District Managed (2 w/optional programs)
- 6 High Schools: 1 - Charters, 5 - District Managed (5 w/optional programs).

**3 ASD schools also reside in the region*

The academic programs offered in the region are indicated in the chart below:

Central City East Regional Academic Programs

■ Elementary ■ Middle ■ High





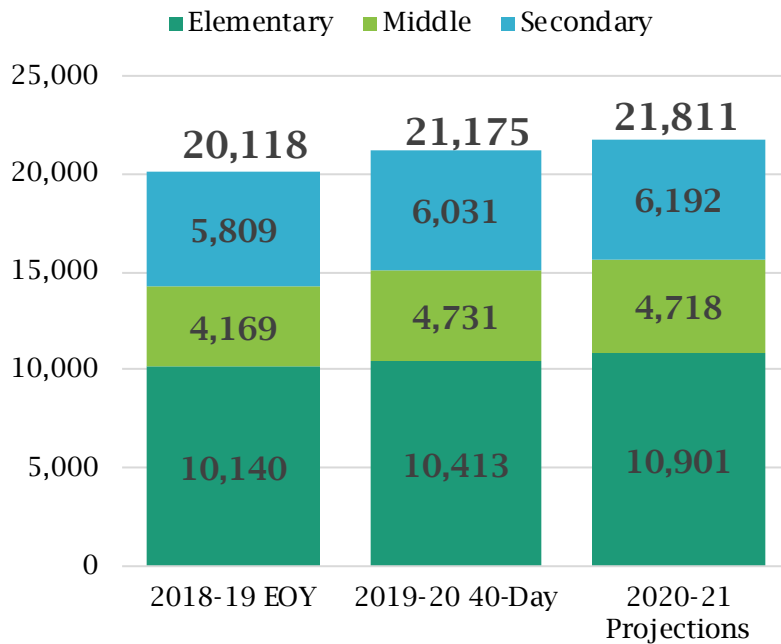
CENTRAL CITY EAST QUALITY SEATS ANALYSIS

Binghampton/White Station, Chickasaw Gardens/Univ. of Memphis, Jackson/Treadwell, Sherwood/Sea Isle

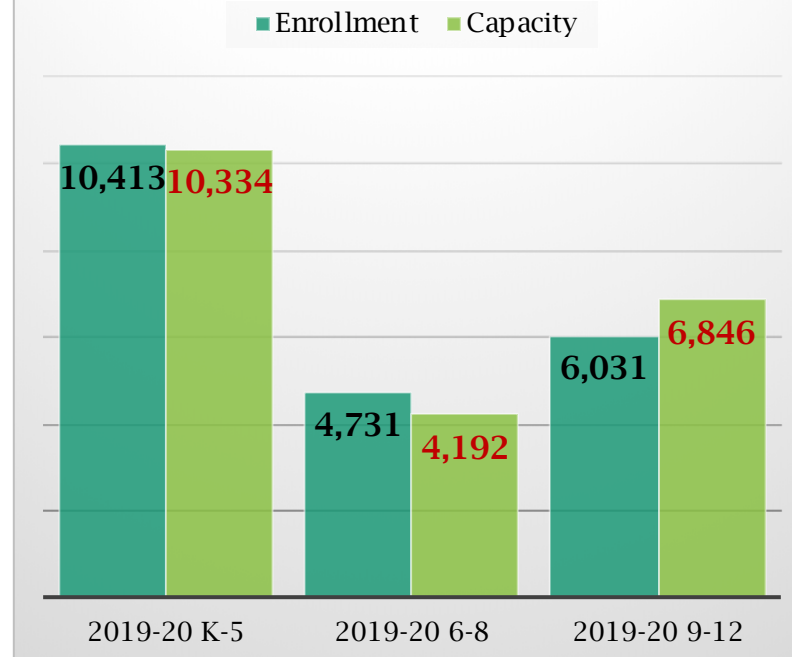
Based on the optimization analysis by Facilities Planning & Property Management, [more seats are needed at the k-5 \(69 seats\) and 6-8 \(539 seats\) grade level for the Central City East Region](#). 7879 students in K-5, 2370 students in 6-8 and 3707 students in 9-12 attend schools with a 3.0 or higher on the 2016- 2019 School Performance Scorecard final rating in the Central City East region.

Three charter schools opened in the Central City East region in the Fall of 2019. **Compass Community Schools Berclair**, **Compass Community Schools Binghampton** and **Aster College Prep** serving both elementary and middle School students; thus, resulting in 378 students attending schools with no SPS rating as of yet.

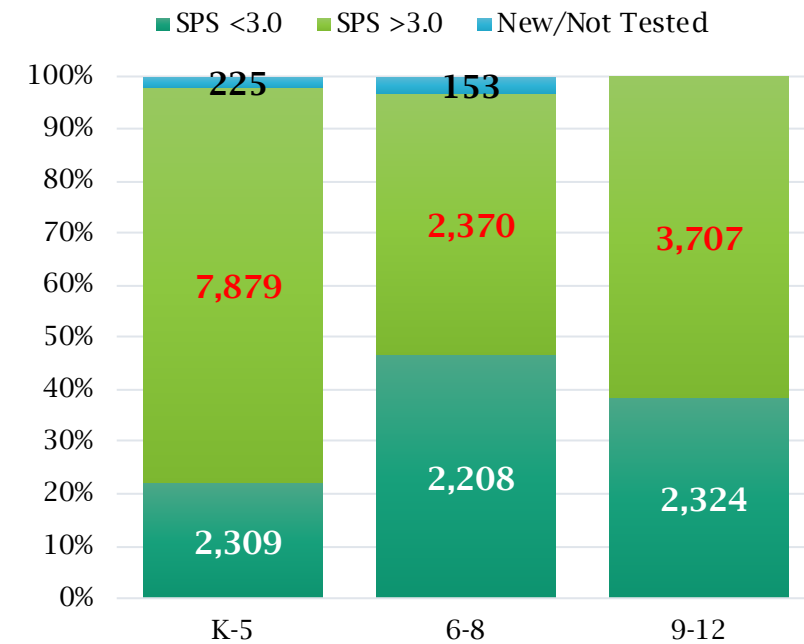
Central City East K-12 Enrollment Projections



Central City East 2019-20 Enrollment vs. Capacity



19- 20 Central City East Seat Quality By Grade Band



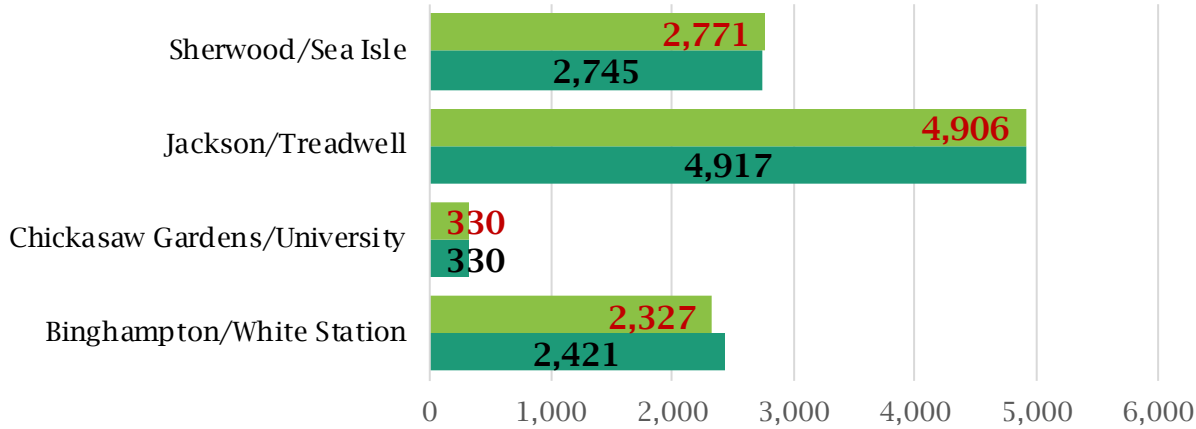


CENTRAL CITY EAST CAPACITY BY NEIGHBORHOOD

Binghampton/White Station, Chickasaw Gardens/Univ. of Memphis, Jackson/Treadwell, Sherwood/Sea Isle

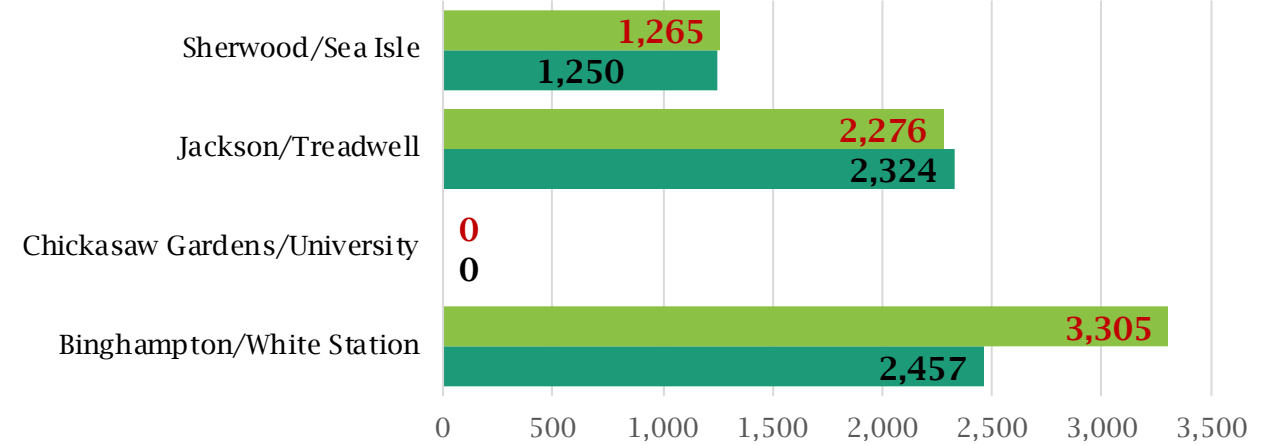
K-5 Enrollment vs. Capacity

■ 2019-20 K-5 Capacity ■ 2019-20 K-5 Baseline Enrollment



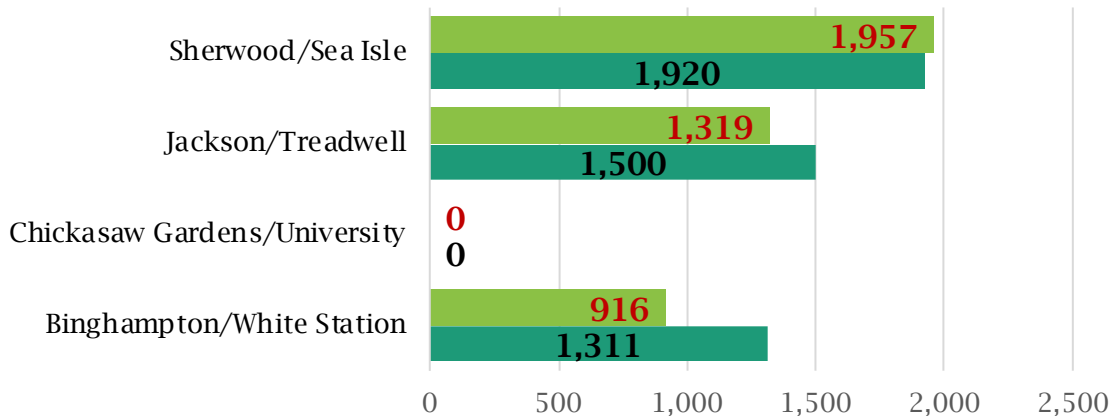
9-12 Enrollment vs. Capacity

■ 2019-20 9-12 Capacity ■ 2019-20 9-12 Baseline Enrollment



6-8 Enrollment vs. Capacity

■ 2019-20 6-8 Capacity ■ 2019-20 6-8 Baseline Enrollment



For the K-5 grade band, **Binghampton/White Station (94)** and **Jackson/Treadwell (11)** are the two neighborhoods with more enrolled students than seats.

For the 6-8 grade band both the **Binghampton/White Station** and **Jackson/Treadwell** neighborhoods are in need of 395 and 181 seats respectfully.

At the 9-12 grade level, the **Jackson/Treadwell** neighborhood in in need of 48 additional seats.



CENTRAL CITY EAST PERFORMANCE BY NEIGHBORHOOD

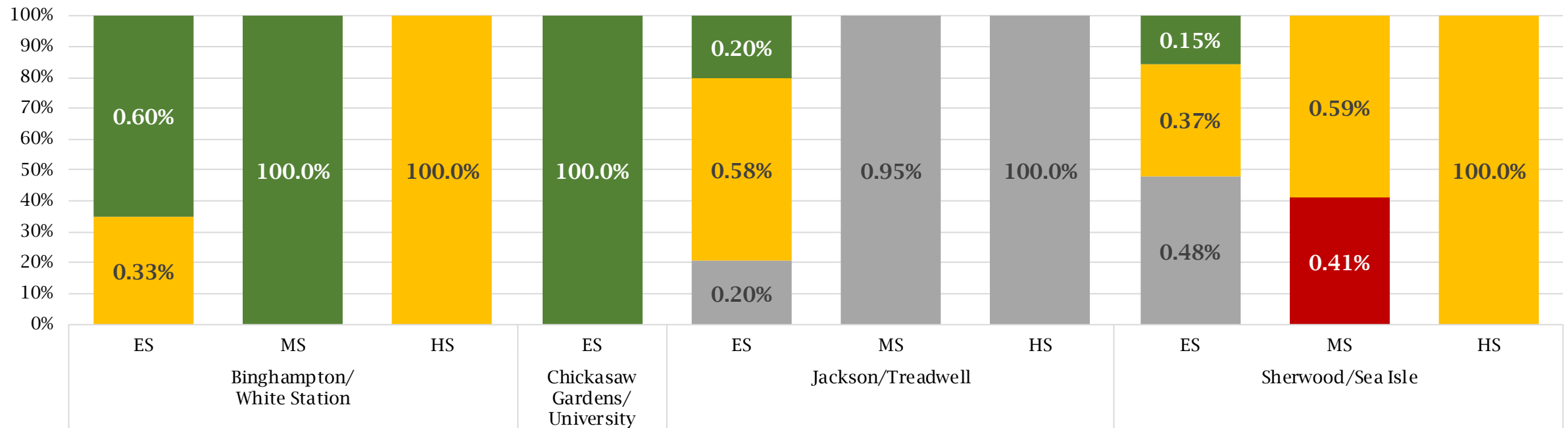
Binghampton/White Station, Chickasaw Gardens/Univ. of Memphis, Jackson/Treadwell, Sherwood/Sea Isle

The **Binghampton/White Station** and **Chickasaw Gardens/University of Memphis** neighborhoods did not have any schools score below a 3.00 on the 2016-2019 School Performance Scorecard. The **Jackson/Treadwell** neighborhood has the most seats at schools earning below a 3.00 on the School Performance Scorecard.

As a whole, **Central City East** region is one of two regions with no schools on the 2019 State Priority List. Additionally only one school scored below a 2.0 on the SPS - **Sherwood Middle**.

Central City East - Grade Band 2019-20 40-day Enrollment by SPS Rating*

■ 1 - 1.99: Needs Improvement ■ 2 - 2.99: Fair ■ 3 - 3.99: Good ■ 4 - 5: Excellent



2019 -20 40-day enrollment includes only non-alternative schools that had a School Performance Scorecard rating on the most recent 2016-19 scorecard. The enrollment numbers include both District-managed and SCS-authorized charter schools. All bar graphs may not total to 100% due to students attending new schools with no school performance scorecard ratings.



CENTRAL CITY EAST LOWEST PERFORMING SCHOOLS

Binghampton/White Station, Chickasaw Gardens/Univ. of Memphis, Jackson/Treadwell, Sherwood/Sea Isle

Schools that earned below a 2 on the School Performance Scorecard and/or appeared on the State's Priority, ATSI, TSI or CIS Lists

The Central City East region only had one (1) school with a School Performance Scorecard rating below a 2.0. No schools were on the State Priority List from this region; however, two (2) schools were on the Additional Targeted Support and Improvement (ATSI) State List and six (6) schools were on the Targeted Support and Improvement (TSI) List.

Neighborhood	School Name	School Type	Academic Program	Intervention	State Designation	2016-19 SPS Rating	Utilization Percentage	FCI Category
Sherwood/Sea Isle	Overton High	Optional	Creative & Perf. Arts		2019 ATSI	3.39	99%	4
Binghampton/White Station	Shady Grove Elementary	District-Managed	Comp. Acad.		2019 TSI	3.28	145%	2
Binghampton/White Station	William Herbert Brewster Elementary School	Optional, School within a School	Enriched Academics		2019 TSI	3.07	80%	5
Jackson/Treadwell	Douglass School	Optional	Enriched Academics	Continuous Improvement Zone	2019 TSI	2.78	73%	2
Jackson/Treadwell	Kingsbury High	Optional	Science & Technology		2019 ATSI	2.77	126%	4
Jackson/Treadwell	Kingsbury Middle	District-Managed	Comp. Acad.		2019 TSI	2.62	163%	4
Jackson/Treadwell	Treadwell Elementary	Optional, School within a School	International Studies	Continuous Improvement Zone	2019 TSI	2.49	118%	1
Sherwood/Sea Isle	Sherwood Middle	District-Managed	Comp. Acad.	Continuous Improvement Zone	2019 TSI	1.90	85%	2



CENTRAL CITY EAST RECOMMENDATIONS

Binghampton/White Station, Chickasaw Gardens/Univ. of Memphis, Jackson/Treadwell, Sherwood/Sea Isle

Need/Availability of Seats

The Central City East region, needs more seats based on 2019-20 baseline and charter enrollment. The highest number of seats are needed in the Binghampton/White Station neighborhood.

- K-5: 79 seats needed
- 6-8: 539 seats needed
- 9-12: 815 unused seats (under enrolled)

School Performance

Based on the most recent School Performance Scorecard (2016-19), the Jackson/Treadwell has the highest percentage of students in schools with a School Performance Scorecard rating below a 3.00 in the Central City East region.

Using a 3.00 on the School Performance Scorecard as the marker of performance, the Central City East region needs over 6500 seats at schools with a 3.00+ SPS. The list below indicates the number needed by grade band.

- K-5: 2229 additional seats at schools with a 3.00+ SPS
- 6-8: 2208 additional seats at schools with a 3.00+ SPS
- 9-12: 2324 additional seats at schools with a 3.00+ SPS



CENTRAL CITY WEST REGIONAL SCHOOL MAKEUP

Downtown/Midtown, North Memphis/Uptown, Orange Mound, South Memphis

The Central City West Region* is comprised of:

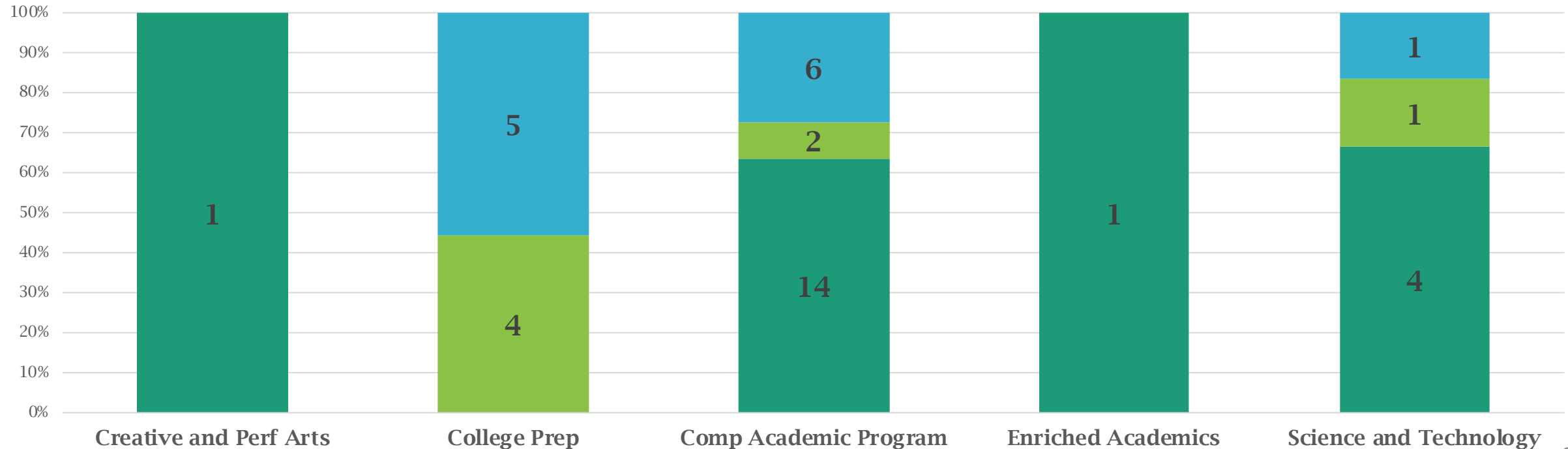
- 29 Elementary Schools: 10 - Charters, 19 - District Managed (8 w/optional programs)
- 7 Middle Schools: 5 - Charters, 2 - District Managed (2 w/optional programs)
- 13 High Schools: 6 - Charters, 7 - District Managed (1 w/optional programs).

**9 ASD schools also reside in the region*

The academic programs offered in the region are indicated in the chart below:

Central City West Regional Academic Programs

■ Elementary ■ Middle ■ High





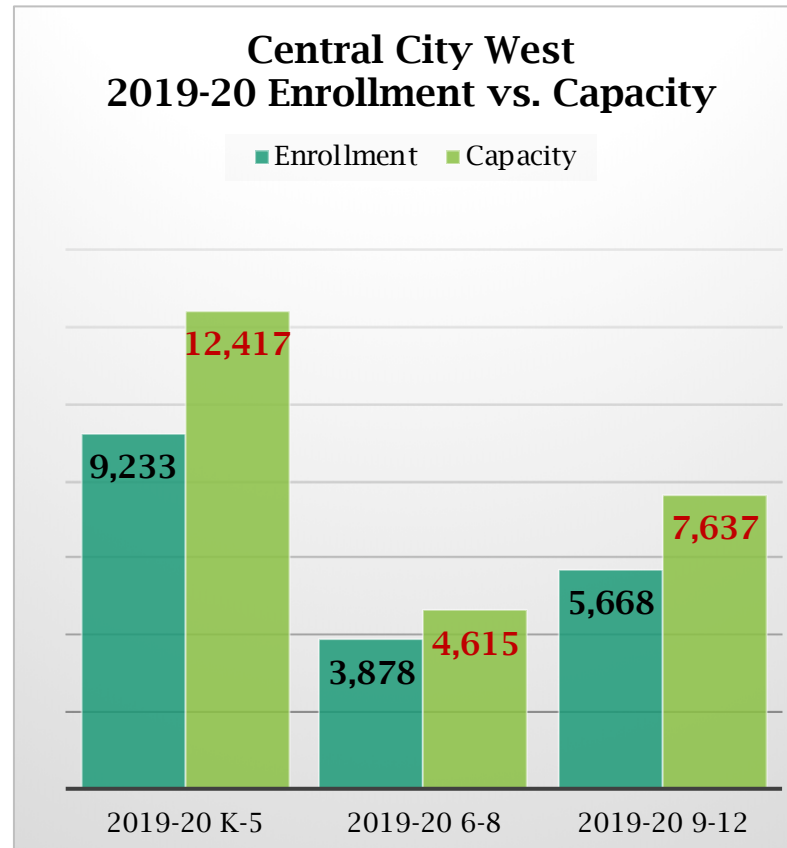
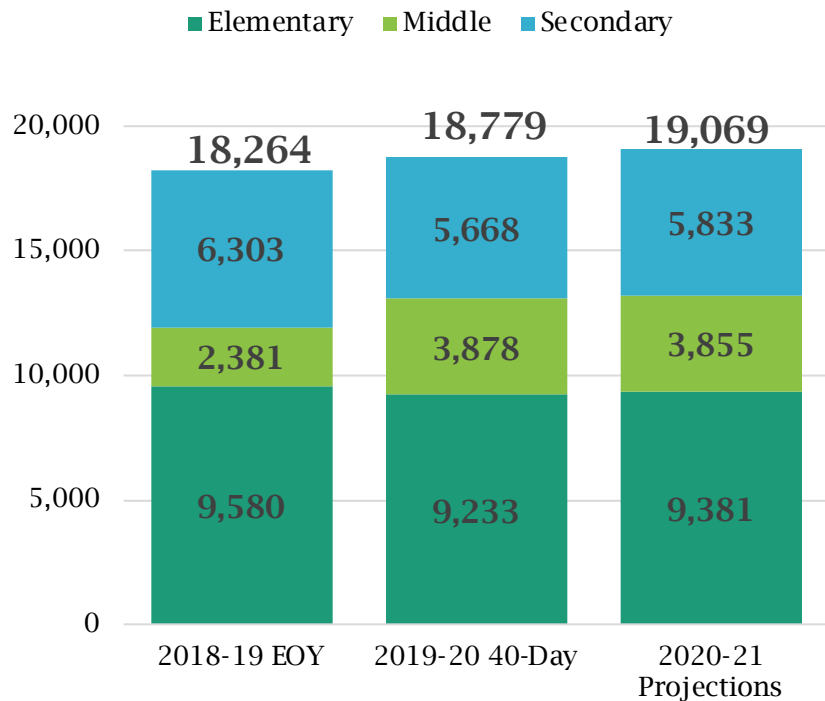
CENTRAL CITY WEST QUALITY SEATS ANALYSIS

Downtown/Midtown, North Memphis/Uptown, Orange Mound, South Memphis

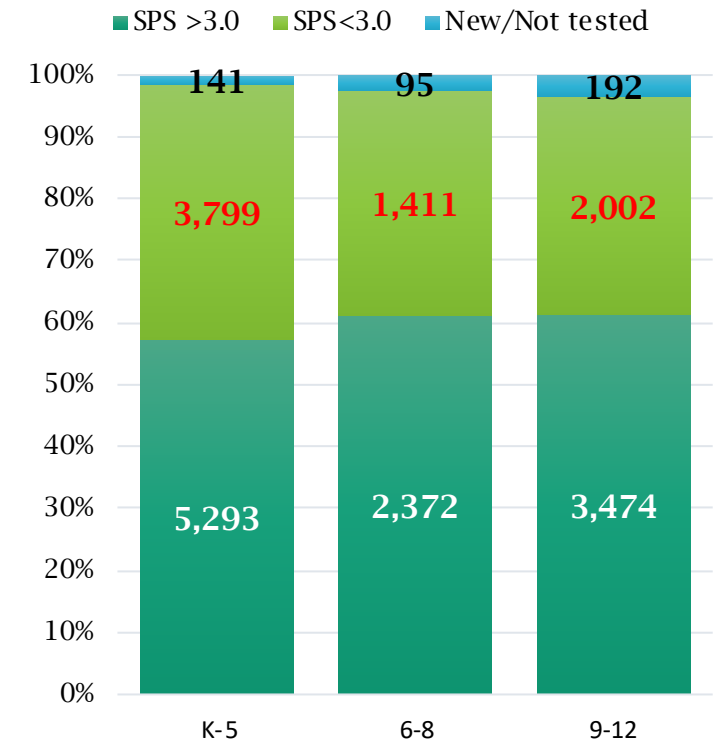
Based on the optimization report from Facilities Planning & Property Management, **the Central City West Region is oversaturated with schools - [more seats are available than students to fill them](#). 5293 students in K-5, 2370 students in 6-8 and 3474 students in 9-12 attend schools with a 3.0 or higher on the 2016- 2019 School Performance Scorecard final rating in the Central City West region.**

Two charter schools - **Compass Community Schools Orange Mound** and **Compass Community Schools Midtown** opened in the Central City West region in August 2019; thus, resulting in 428 students attending schools with no SPS rating as of yet.

Central City West K-12 Enrollment Projections



19-20 Central City West Seat Quality by Grade Band

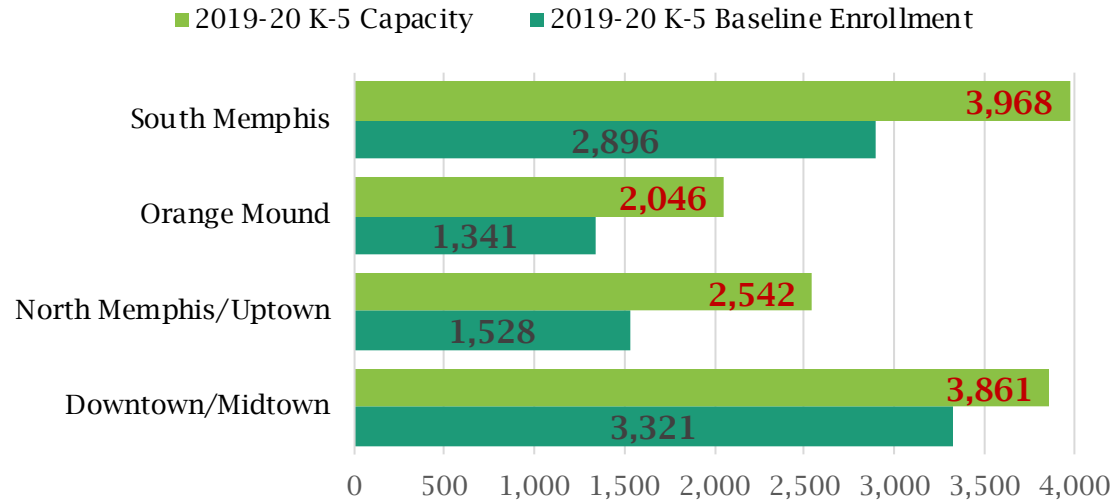




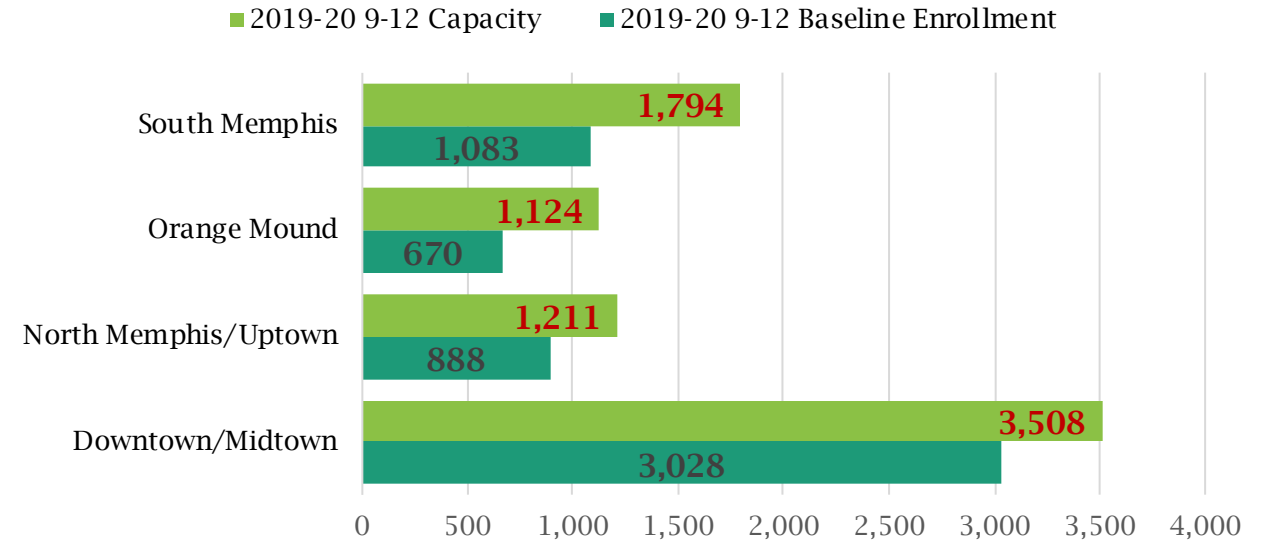
CENTRAL CITY WEST CAPACITY BY NEIGHBORHOOD

Downtown/Midtown, North Memphis/Uptown, Orange Mound, South Memphis

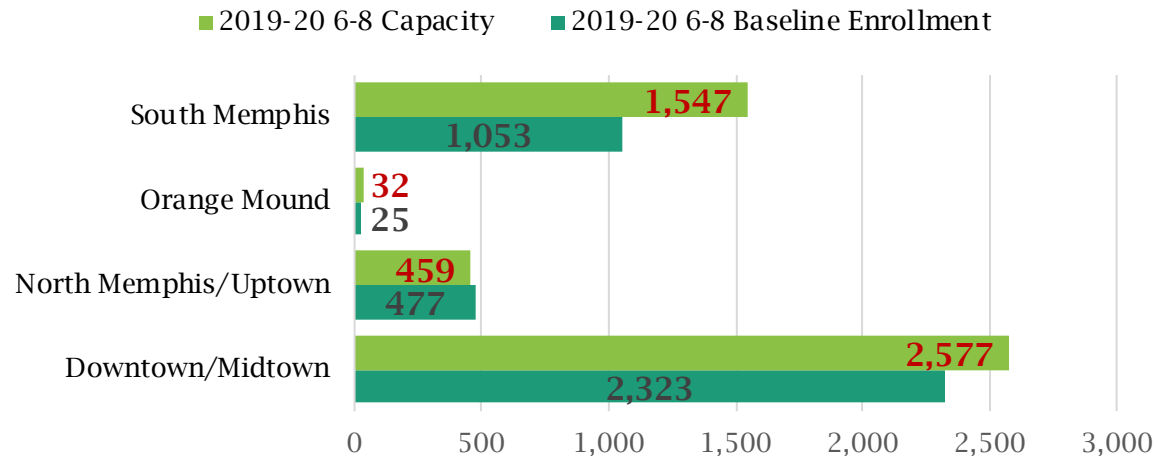
K-5 Enrollment vs. Capacity



9-12 Enrollment vs. Capacity



6-8 Enrollment vs. Capacity



In the Central City West Region, the North Memphis/Uptown neighborhood is in need of additional seats (**18**) at the 6-8 grade band.

In the remaining neighborhoods and grade bands, there are more seats available than students to fill them. The K-5 grade band has **3184** unused seats; 6-8 has **737** unused seats; and 9-12 has **1969** unused seats.

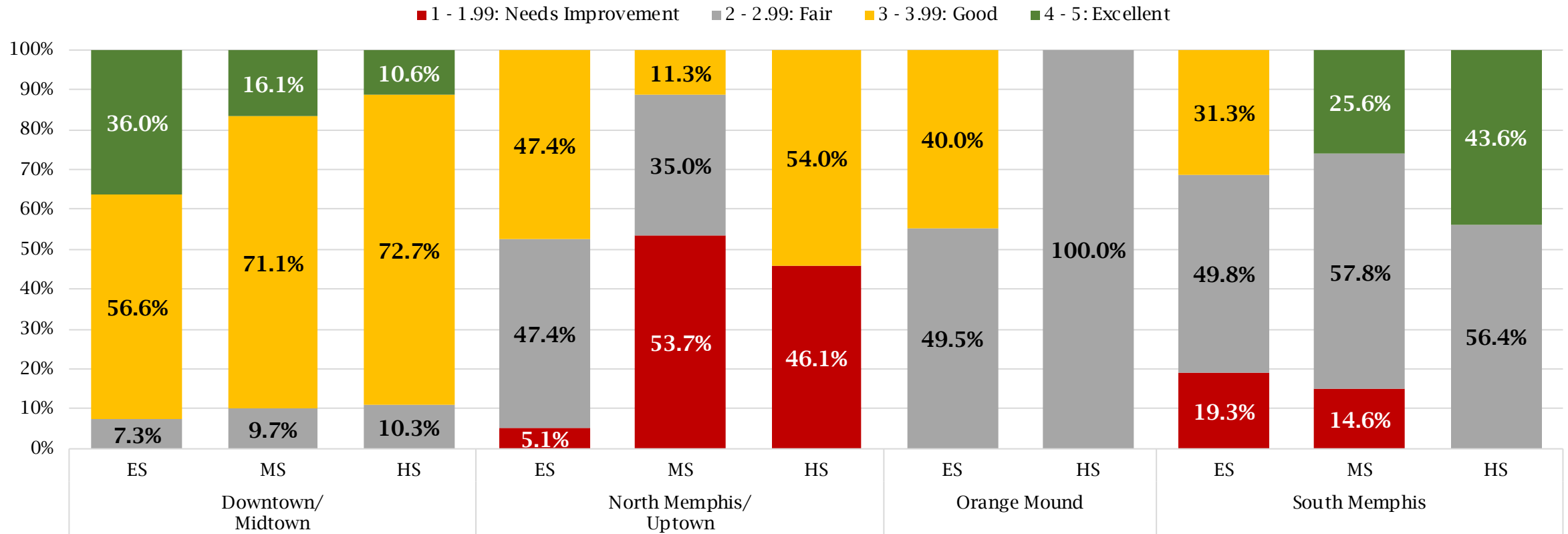


CENTRAL CITY WEST PERFORMANCE BY NEIGHBORHOOD

Downtown/Midtown, North Memphis/Uptown, Orange Mound, South Memphis

More seats are needed in schools scoring a 3.00+ on the School Performance Scorecard in the **North Memphis/Uptown, Orange Mound, and South Memphis** neighborhoods of the Central City West region, especially in the middle and high school grade bands. The majority of elementary and middle school seats in the Downtown/Midtown neighborhoods earned a 3.00+ on the School Performance Scorecard.

Central City West - Grade Band 2019-20 40-day Enrollment by SPS Rating*



*2019 -20 40-day enrollment includes only non-alternative schools that had a School Performance Scorecard rating on the most recent 2016-19 scorecard. The enrollment numbers include both District-managed and SCS-authorized charter schools. All bar graphs may not total to 100% due to students attending new schools with no school performance scorecard ratings.



CENTRAL CITY WEST LOWEST PERFORMING SCHOOLS

Downtown/Midtown, North Memphis/Uptown, Orange Mound, South Memphis

Schools that earned below a 2 on the School Performance Scorecard and/or appeared on the State's Priority, ATSI, TSI or CIS Lists

The Central City West region had four (4) schools with a School Performance Scorecard rating below a 2.0. Three (3) schools were on the 2019 State Priority List from this region; furthermore, three (3) schools were on the Additional Targeted Support and Improvement (ATSI) State List, two (2) schools were on the Targeted Support and Improvement (TSI) List and one (1) school on the Comprehensive School Improvement (CSI) List.

Neighborhood	School Name	School Type	Academic Program	Intervention	State Designation	2016-19 SPS Rating	Utilization Percentage	FCI Percent
Downtown/Midtown	Snowden School	Optional	Enriched Academics		2019 ATSI	3.91	102%	5
Downtown/Midtown	Bellevue Middle	Optional	College Prep		2019 TSI	3.59	115%	5
Orange Mound	Charjean Elementary	District-Managed	Comp. Acad.		2019 TSI	3.04	83%	1
Downtown/Midtown	LaRose Elementary	District-Managed	Comp. Acad.	iZone	2019 ATSI	2.63	45%	5
South Memphis	Memphis Delta Preparatory Charter School*	Charter	College Prep		2019 Priority	2.19	106%	
South Memphis	Hamilton High	District-Managed	Comp. Acad.	iZone	2019 Priority	2.04	48%	5
North Memphis/Uptown	Manassas High	District-Managed	Comp. Acad.	iZone	2019 CSI	1.72	58%	5
South Memphis	Magnolia Elementary	District-Managed	Comp. Acad.	iZone	2019 Priority	1.63	46%	2
South Memphis	Cummings School	Optional Only	Science & Tech		2019 ATSI	1.60	67%	3

*SCS Authorized Charter School.



CENTRAL CITY WEST RECOMMENDATIONS

Downtown/Midtown, North Memphis/Uptown, Orange Mound, South Memphis

Need/Availability of Seats

The Central City West region has significantly more seats available than students to fill them at every grade level. The largest gaps between enrollment and capacity (available space) are in the South Memphis neighborhood at the K-5 and 6-8 grade bands.

- ❑ K-5: 3184 unused seats (under enrolled)
- ❑ 6-8: 737 unused seats (under enrolled)
- ❑ 9-12: 1,969 unused seats (under enrolled)

School Performance

Based on the most recent School Performance Scorecard (2016-19), the North Memphis/Uptown, Orange Mound, and South Memphis neighborhoods have the highest percentage of students in schools with a School Performance Scorecard rating below a 3.00 in the Central City West region.

Using 3.00 on the School Performance Scorecard as the marker for performance, the Central City West region needs a little over 7100 seats at schools with a 3.00+ SPS. The list below indicates the number of seats needed by grade band.

- ❑ K-5: 3779 additional seats at schools with a 3.00+ SPS
- ❑ 6-8: 1411 additional seats at schools with a 3.00+ SPS
- ❑ 9-12: 2002 additional seats at schools with a 3.00+ SPS



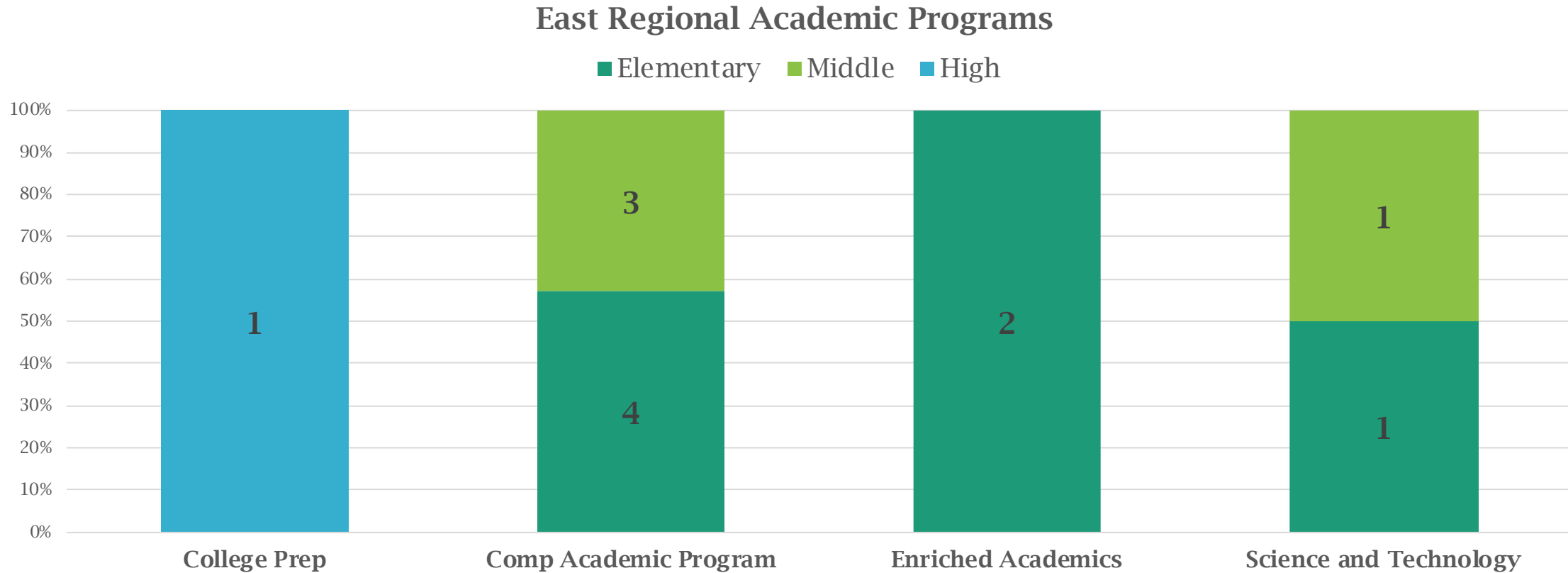
EAST REGIONAL SCHOOL MAKEUP

Cordova, East/Gray's Creek

The East Region is comprised of:

- 29 Elementary Schools: 0 - Charter, 7 - District Managed (2 w/optional programs)
- 4 Middle Schools: 0 - Charter, 4 - District Managed (1 w/optional programs)
- 1 High Schools: 9 - Charter, 1 - District Managed (1 w/optional programs).

The academic programs offered in the region are indicated in the chart below:





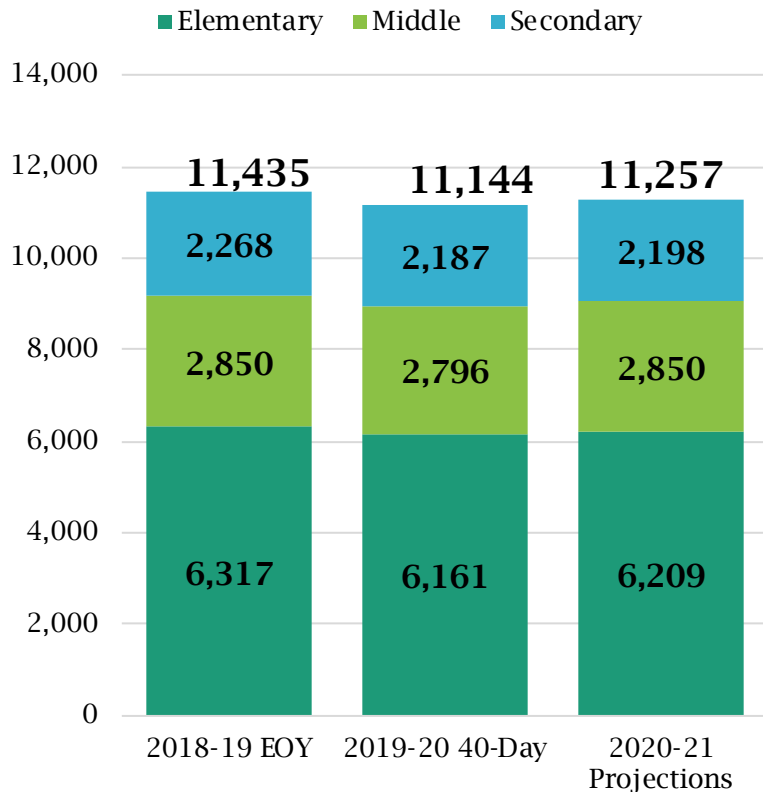
EAST QUALITY SEATS ANALYSIS

Cordova, East/Gray's Creek

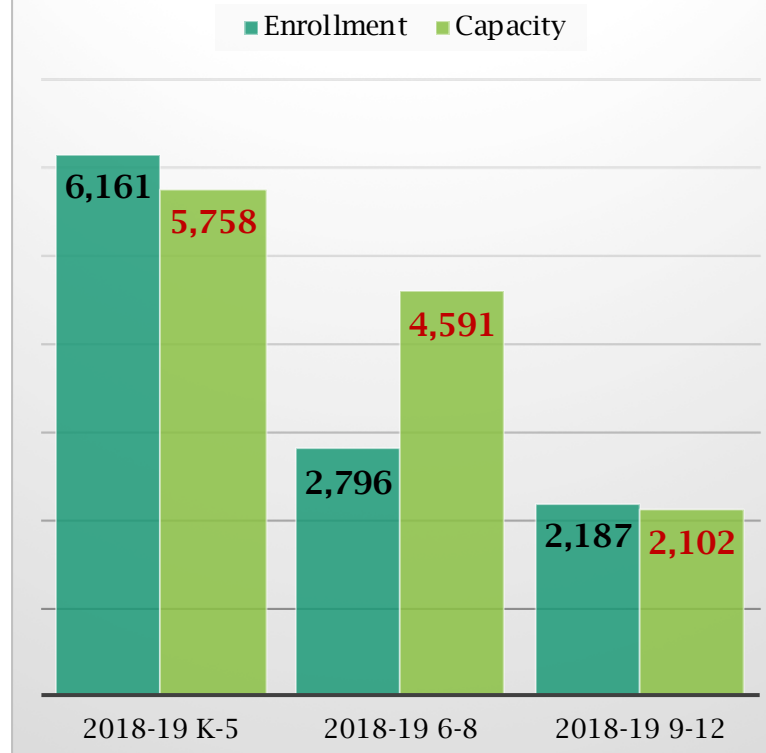
Based on the optimization report from Facilities Planning & Property Management, **the East Region [needs more seats at the K-5 \(403\) and 9-12 \(85\) grade levels.](#)** The East region has only one high school serving students in grades 9-12; with a School Performance Scorecard rating below 3.00. **5354 students** in K-5, **2027 students** in 6-8 and **0 students** in 9-12 attend schools with a 3.0 or higher on the 2016- 2019 School Performance Scorecard final rating in the East region.

There are currently no charter schools in the East region; however, Memphis School of Excellence Elementary - Cordova was approved to open in Fall 2020.

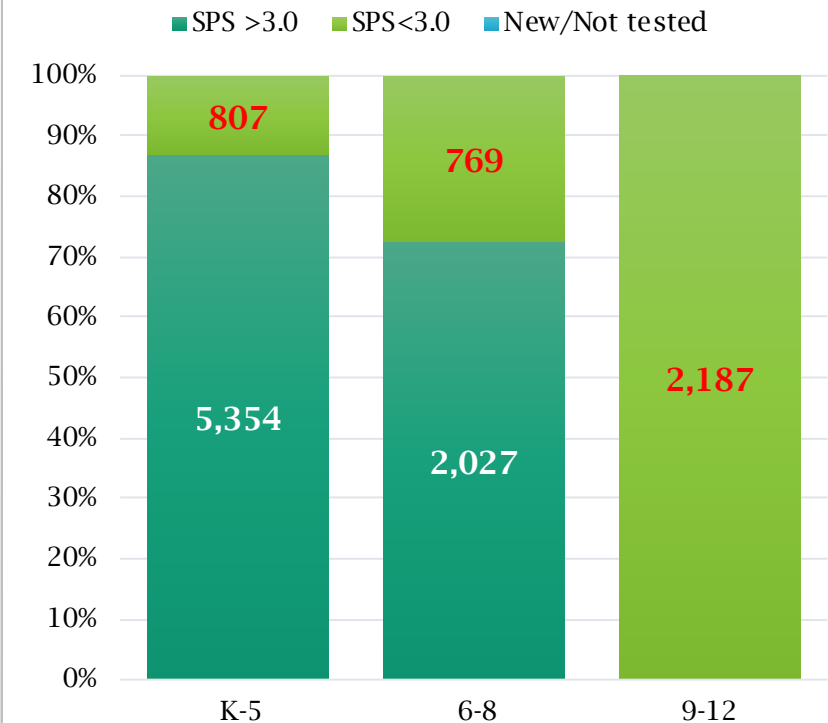
East K-12 Enrollment Projections



East 2019-20 Enrollment vs. Capacity



19-20 East Seat Quality By Grade Band

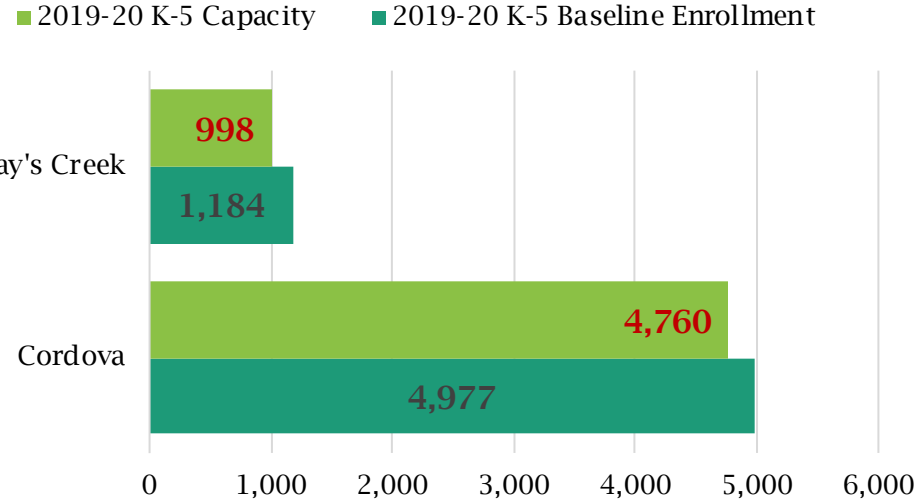




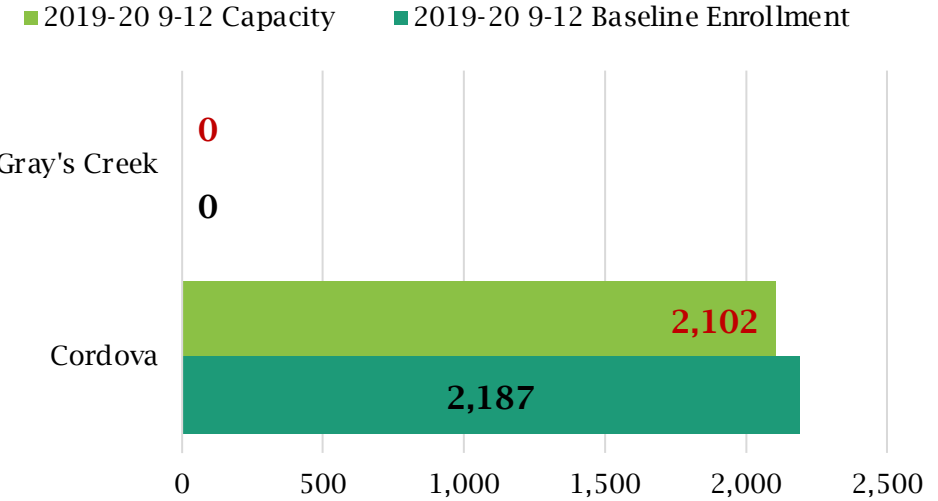
EAST CAPACITY BY NEIGHBORHOOD

Cordova, East/Gray's Creek

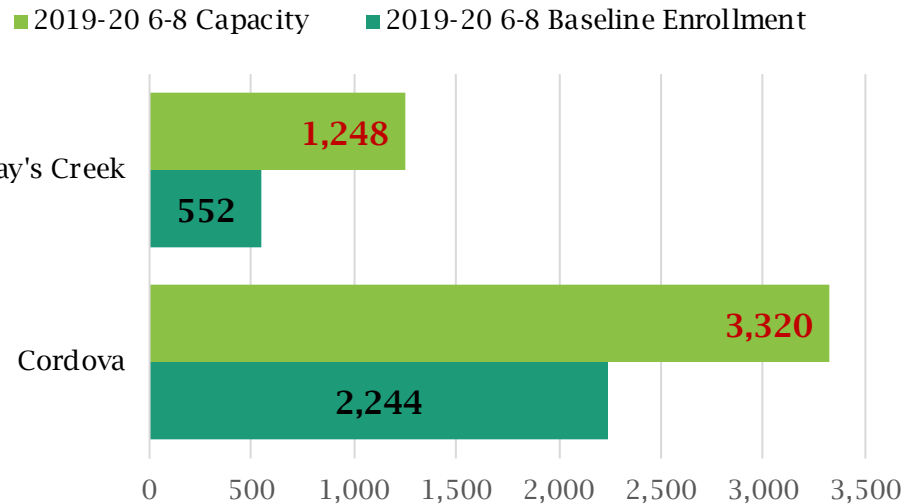
K-5 Enrollment vs. Capacity



9-12 Enrollment vs. Capacity



6-8 Enrollment vs. Capacity



For the K-5 grade level, both neighborhoods in the East region (Cordova and East/Gray's Creek) need approximately **403** more seats total to serve the number of students enrolled without exceeding available capacity.

For the 6-8 grade level, the East region has **1795** unused seats, leaving middle schools in the region severely under enrolled.

There is only one high school in the East region serving students in grades 9-12. **85** seats are needed to serve these students.



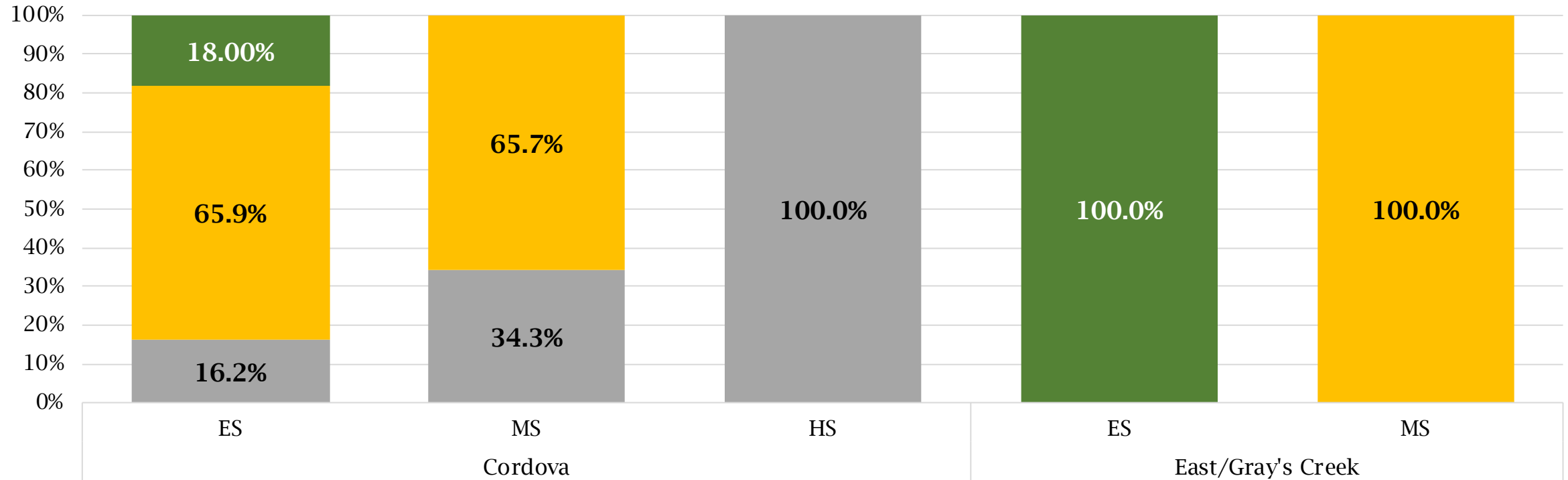
EAST PERFORMANCE BY NEIGHBORHOOD

Cordova, East/Gray's Creek

Quality seats are needed in the Cordova neighborhood, specifically in the high school grade band. The only high school in the region scored below a 2.0 on the 2016-2019 School Performance Scorecard.

East - Grade Band 2019-20 40-day Enrollment by SPS Rating*

■ 1 - 1.99: Needs Improvement ■ 2 - 2.99: Fair ■ 3 - 3.99: Good ■ 4 - 5: Excellent



*2019 -20 40-day enrollment includes only non-alternative schools that had a School Performance Scorecard rating on the most recent 2016-19 scorecard. The enrollment numbers include both District-managed and SCS-authorized charter schools. All bar graphs may not total to 100% due to students attending new schools with no school performance scorecard ratings.



EAST LOWEST PERFORMING SCHOOLS

Cordova, East/Gray's Creek

Schools that earned below a 2 on the School Performance Scorecard and/or appeared on the State's Priority, ATSI, TSI or CIS Lists

The East region had no schools with a School Performance Scorecard rating below a 2.0. However, three (3) schools were on the 2019 Targeted Support and Improvement list.

Neighborhood	School Name	School Type	Academic Program	Intervention	State Designation	2016-19 SPS Rating	Utilization Percentage	FCI Percent
Cordova	Chimneyrock Elementary School	District-Managed	Comp. Acad.		2019 TSI	3.35	94%	3
Cordova	Cordova Elementary	Optional, School within a School	Enriched Academics		2019 TSI	3.17	97%	3
Cordova	Kate Bond Middle School	District-Managed	Comp. Acad.		2019 TSI	3.17	97%	4



EAST KEY GAPS & RECOMMENDATIONS

Cordova, East/Gray's Creek

Need/Availability of Seats

The East region, needs more seats based on 2019-20 baseline and charter enrollment and school capacity and anticipated charter school enrollment for schools already open. Though the K-5 and 9-12 grade bands need more seats, the 6-8 grade band has almost 2,000 unused seats. A rezoning/reconfiguration of students in this area could address the need and availability of seats.

- K-5: 403 seats needed
- 6-8: 1795 unused seats (under enrolled)
- 9-12: 85 seats needed

Charter School Authorization Note:

Memphis School of Excellence Elementary - Cordova was approved to open in the Fall of 2020. The school plans to serve students in grades K-5 and anticipates a first year enrollment of 190.

School Performance

Based on the most recent School Performance Scorecard (2016-19), the Cordova neighborhood has the highest percentage of students in 6-8 and 9-12 schools with a School Performance Scorecard rating below a 3.00 in the East region.

Using 3.00 on the School Performance Scorecard as the marker for performance, the East region needs almost 4,000 seats at schools with a 3.00+ SPS. The list below indicates the number of seats needed by grade band.

- K-5: 807 more seats at schools with a 3.00+ SPS
- 6-8: 769 more seats at schools with a 3.00+ SPS
- 9-12: 2187 more seats at schools with a 3.00+ SPS



NORTH REGIONAL SCHOOL MAKEUP

Frayser, Raleigh

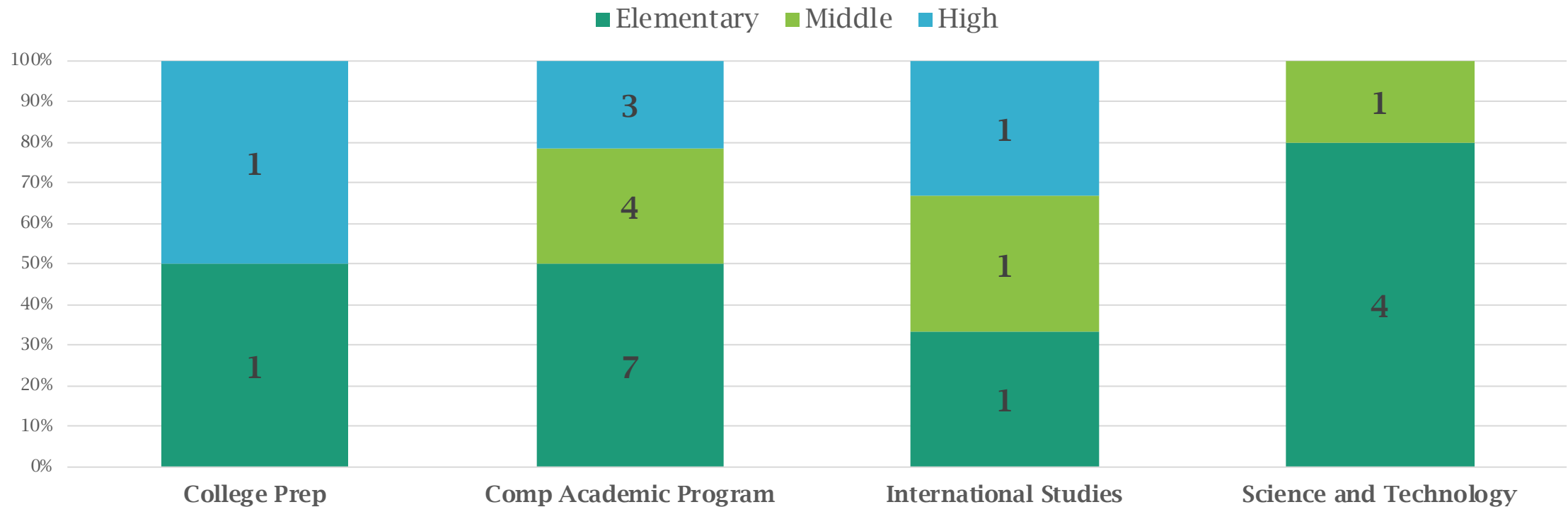
The North Region* is comprised of:

- 13 Elementary Schools: 4 - Charters, 9 - District Managed (3 w/optional programs)
- 6 Middle Schools: 2 - Charters, 4 - District Managed (1 w/optional programs)
- 5 High Schools: 2 - Charters, 3 - District Managed (1 w/optional programs).

**8 ASD schools also reside in the region*

The academic programs offered in the region are indicated in the chart below:

North Regional Academic Programs



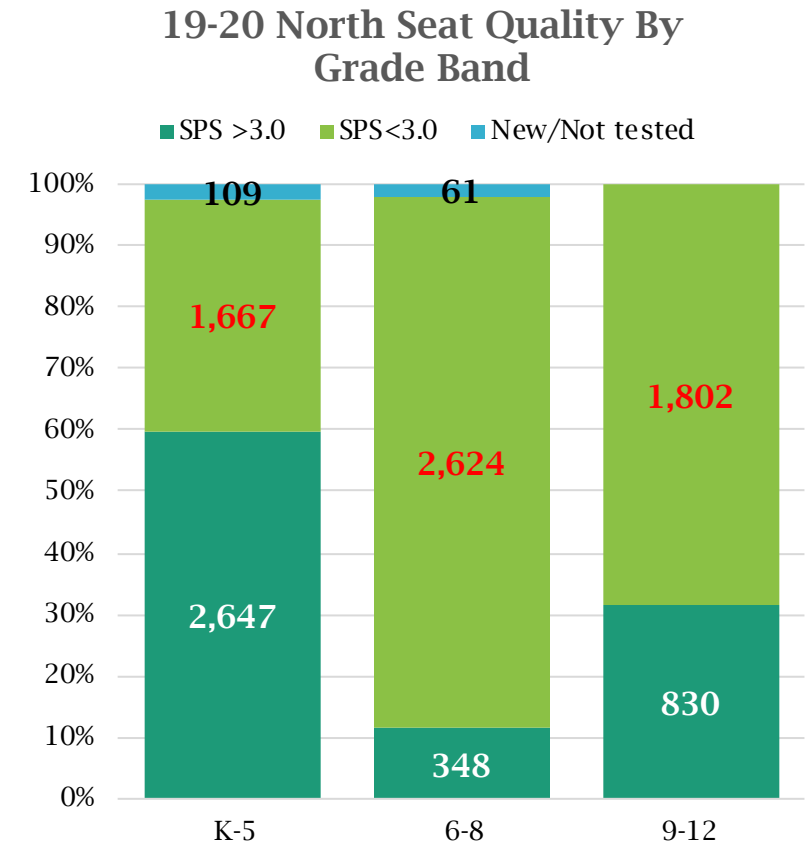
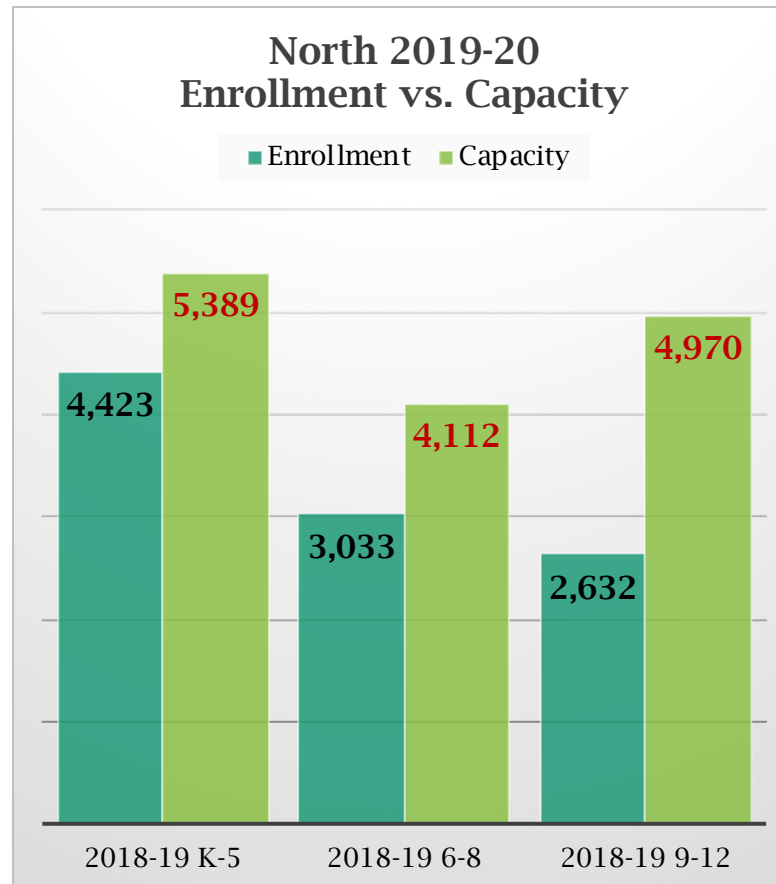
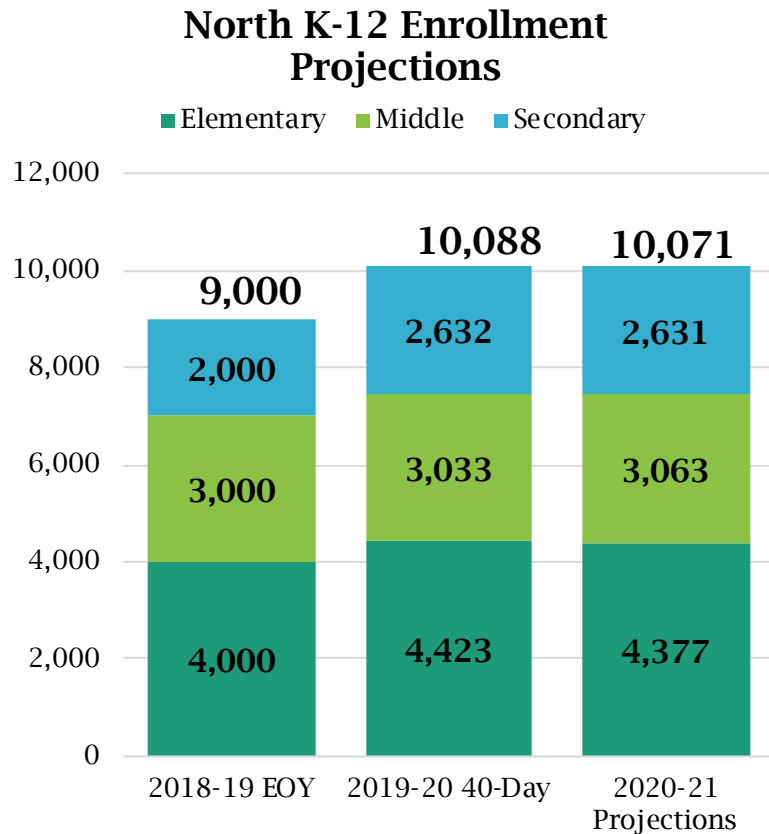


NORTH QUALITY SEATS ANALYSIS

Frayser, Raleigh

Based on the optimization report from Facilities Planning & Property Management, **the North Region is oversaturated with schools, meaning many schools in the region are under utilized.** Though the North Region is oversaturated with schools, **over 60% of seats in all grade bands are in schools with an SPS below 3.0 on the 2016-19 School Performance Scorecard. 2647 students in K-5, 348 students in 6-8 and 830 students in 9-12 attend schools with a 3.0 or higher on the 2016- 2019 School Performance Scorecard final rating in the North region.**

One charter school - **Compass Community Schools Frayser** and opened in the North region in August 2019; thus, resulting in 170 students attending a school with no SPS rating.

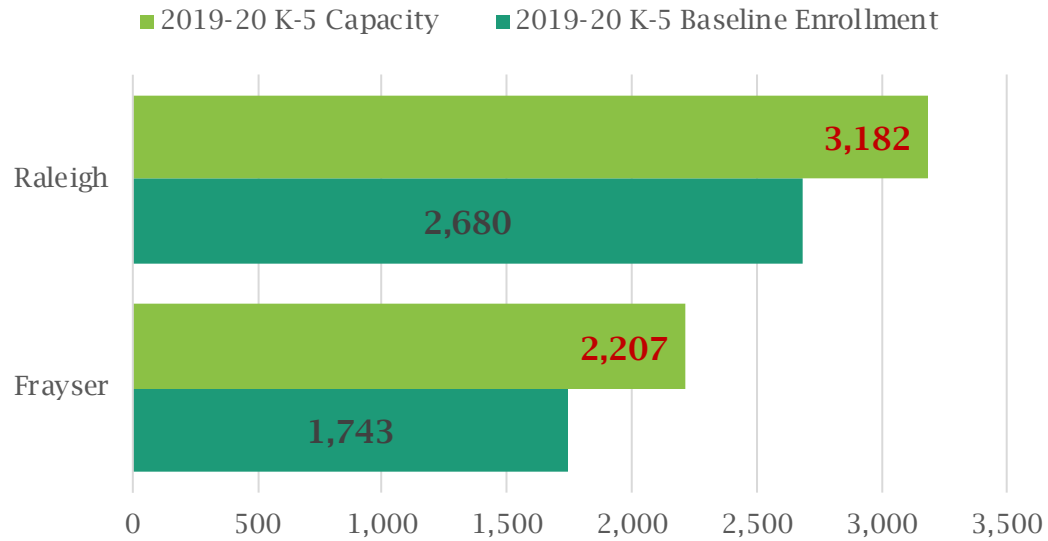




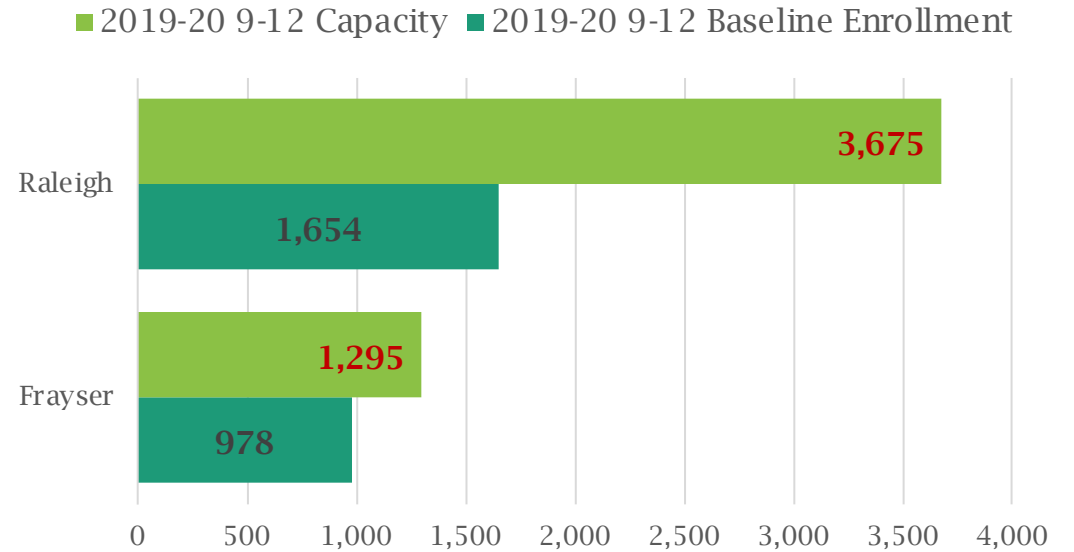
NORTH CAPACITY BY NEIGHBORHOOD

Frayser, Raleigh

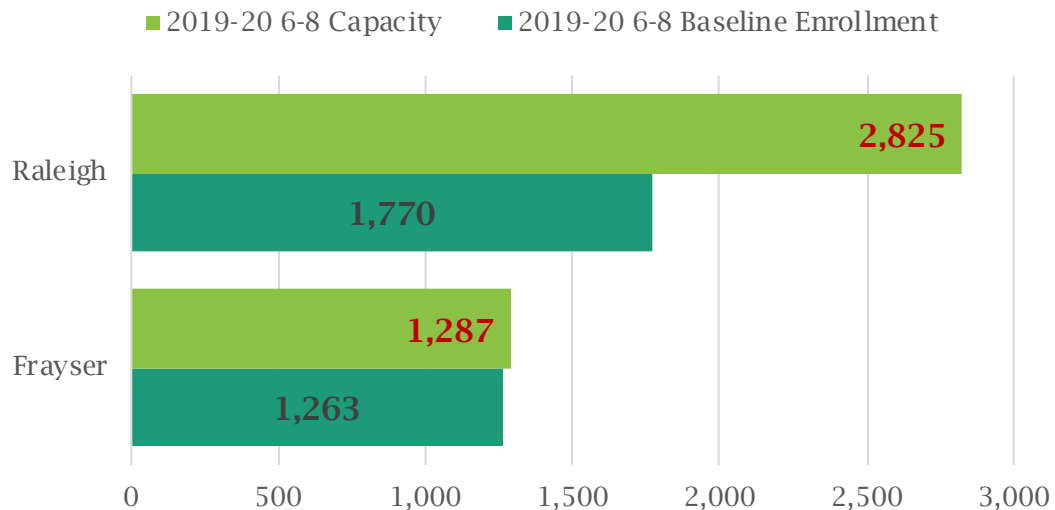
K-5 Enrollment vs. Capacity



9-12 Enrollment vs. Capacity



6-8 Enrollment vs. Capacity



In the North region, overall and for each grade band in the two neighborhoods, there are many more seats available than students to fill them. The K-5 grade band has **966** unused seats; 6-8 has **1079** unused seats; and 9-12 has **2338** unused seats.



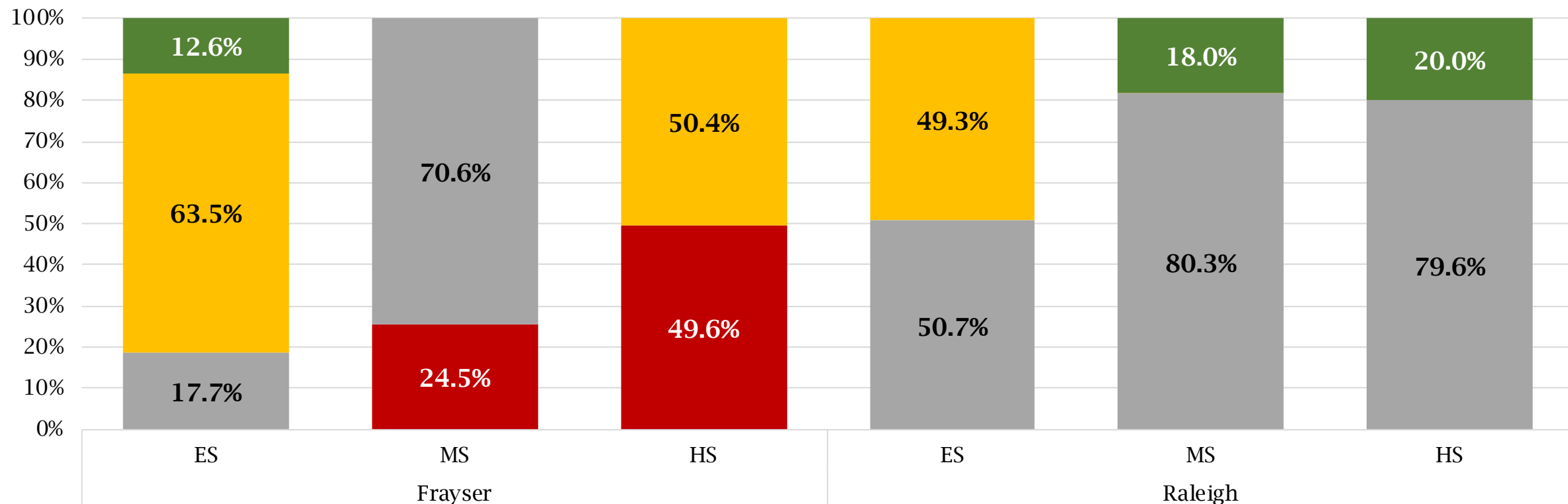
NORTH PERFORMANCE BY NEIGHBORHOOD

Frayser, Raleigh

Quality seats are needed in both neighborhoods of the North region. In the **Frayser** neighborhood, over 100 % of students in grades 6-8 and approximately 50% of 9-12th grade students attend schools scoring less than a 3.0 on the 2016-19 School Performance Scorecard. In the **Raleigh** neighborhood, over 75% of students in grades 6-8 and 9-12 attend schools with less than a 3.0 on the most recent scorecard.

North - Grade Band 2019-20 40-day Enrollment by SPS Rating*

■ 1 - 1.99: Needs Improvement ■ 2 - 2.99: Fair ■ 3 - 3.99: Good ■ 4 - 5: Excellent



*2019 -20 40-day enrollment includes only non-alternative schools that had a School Performance Scorecard rating on the most recent 2016-19 scorecard. The enrollment numbers include both District-managed and SCS-authorized charter schools. All bar graphs may not total to 100% due to students attending new schools with no school performance scorecard ratings.



NORTH LOWEST PERFORMING SCHOOLS

Frayser, Raleigh

Schools that earned below a 2 on the School Performance Scorecard and/or appeared on the State's Priority, ATSI, TSI or CIS Lists

Five (5) schools in the North region were on the 2019 State Priority List, with two of the five also earning below a 2.00 on the School Performance Scorecard. Furthermore, two (2) schools were on the Additional Targeted Support and Improvement (ATSI) State List, four (4) schools were on the Targeted Support and Improvement (TSI) List.

Neighborhood	School Name	School Type	Academic Program	Intervention	State Designation	2016-19 SPS Rating	Utilization Percentage	FCI Percent
Raleigh	Egypt Elementary	District-Managed	Comp. Acad.		2019 TSI	3.28	81%	1
Raleigh	STAR Academy*	Charter	College Prep		2019 TSI	3.10	69%	
Raleigh	Memphis Academy of Health Sciences*	Charter	Science & Technology		2019 ATSI	2.94	75%	
Raleigh	Keystone Elementary	Optional, School within a School	Enriched Academics		2019 TSI	2.75	79%	2
Raleigh	Granville T. Woods Academy of Innovation*	Charter	Science and Technology		2019 Priority	2.67	82%	
Raleigh	Craigmont Middle	Optional	International Studies	iZone	2019 Priority	2.59	63%	5
Raleigh	Craigmont High	Optional	International Studies		2019 ATSI	2.55	59%	5
Frayser	Memphis Business Academy*	Charter	Enriched Academics		2019 TSI	2.48	169%	
Frayser	Hawkins Mill Elementary	District-Managed	Comp. Acad.	iZone	2019 Priority	2.05	59%	3
Frayser	Trezevant High	District-Managed	Comp. Acad.	iZone	2019 Priority	1.50	53%	1
Frayser	Georgian Hills Middle	District-Managed	Comp. Acad.	iZone	2019 Priority	1.47	89%	4

* SCS Authorized Charter School



NORTH KEY GAPS & RECOMMENDATIONS

Frayser, Raleigh

Need/Availability of Seats

The North region has more available seats than students enrolled to fill them in every grade band.

- ❑ K-5: 966 unused seats (under enrolled)
- ❑ 6-8: 1079 unused seats (under enrolled)
- ❑ 9-12: 2338 unused seats (under enrolled)

School Performance

Based on the most recent School Performance Scorecard (2016-19), both Raleigh and Frayser are facing significant challenges at the middle and high school level. The majority of both grade bands attend schools with a School Performance Scorecard rating below 3.0.

Using 3.00 on the School Performance Scorecard as the marker of performance, the North region needs over 6000 seats at schools with a 3.00+ SPS. The list below indicates the number of seats needed by grade band.

- ❑ K-5: 1667 additional seats at schools with a 3.00+ SPS
- ❑ 6-8: 2624 additional seats at schools with a 3.00+ SPS
- ❑ 9-12: 1802 additional seats at schools with a 3.00+ SPS



RURAL REGIONAL SCHOOL MAKEUP

Northwest Rural, Northeast Rural

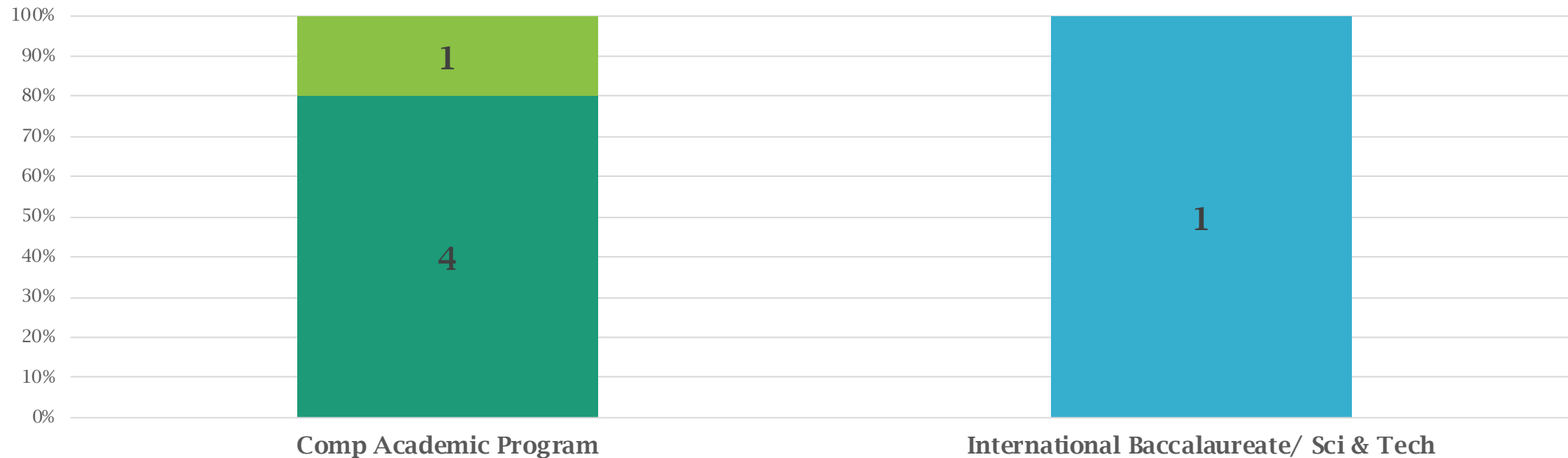
The Rural Region is comprised of:

- 4 Elementary Schools: 0 - Charters, 4 - District Managed
- 1 Middle School: 0 - Charters, 1 - District Managed
- 1 High Schools: 0 - Charters, 1 - District Managed (1 w/optional programs).

The academic programs offered in the region are indicated in the chart below:

Rural Regional Academic Programs

■ Elementary ■ Middle ■ High





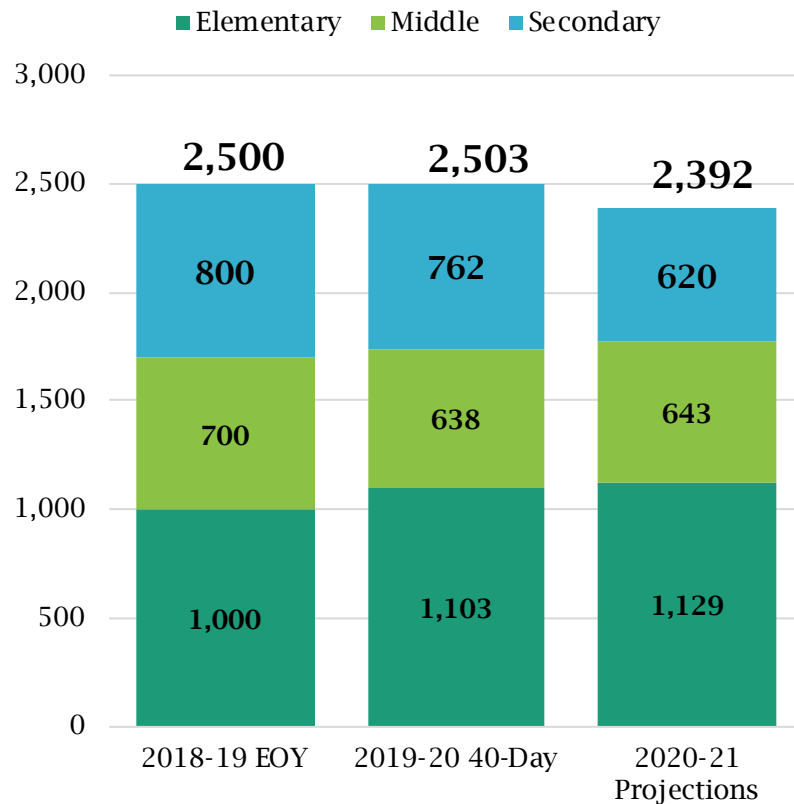
RURAL QUALITY SEATS ANALYSIS

Northwest Rural, Northeast Rural

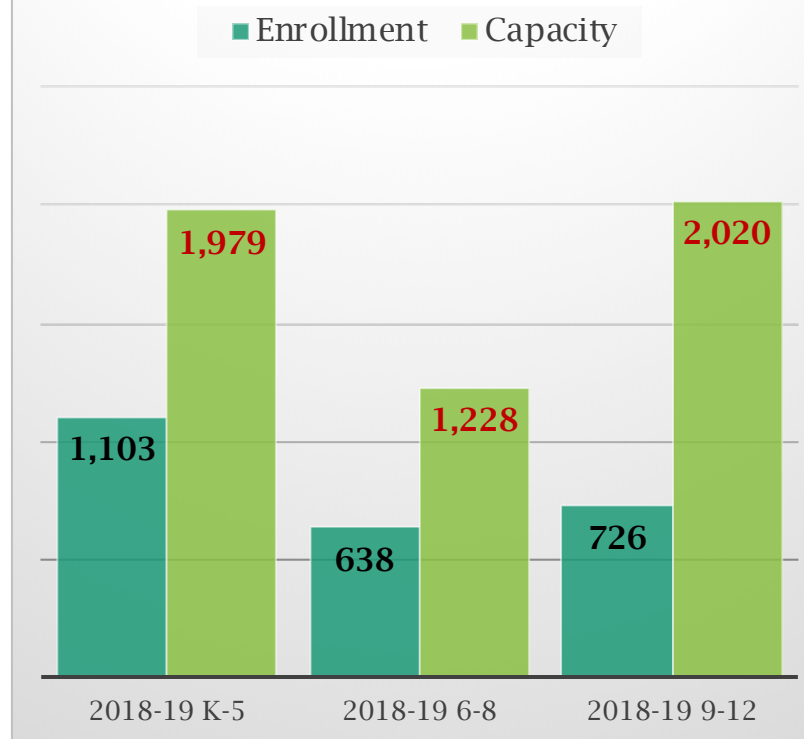
Based on the optimization report from Facilities Planning & Property Management, **the Rural Region is oversaturated with schools and/or seats**, meaning many of the schools in the region are under utilized. Though the Rural Region has more seats than students to fill them, **approximately 43% of K-5 and 51% of 6-8 seats** are in schools with less than a 3.00 on the 2016-19 School Performance Scorecard. **477 students** in K-5, **330 students** in 6-8 and **all students** in 9-12 attend schools with a 3.0 or higher on the 2016- 2019 School Performance Scorecard final rating in the Rural region.

There are no charter schools in the Rural region and none are expected to open in the region for the 2020-21 school year.

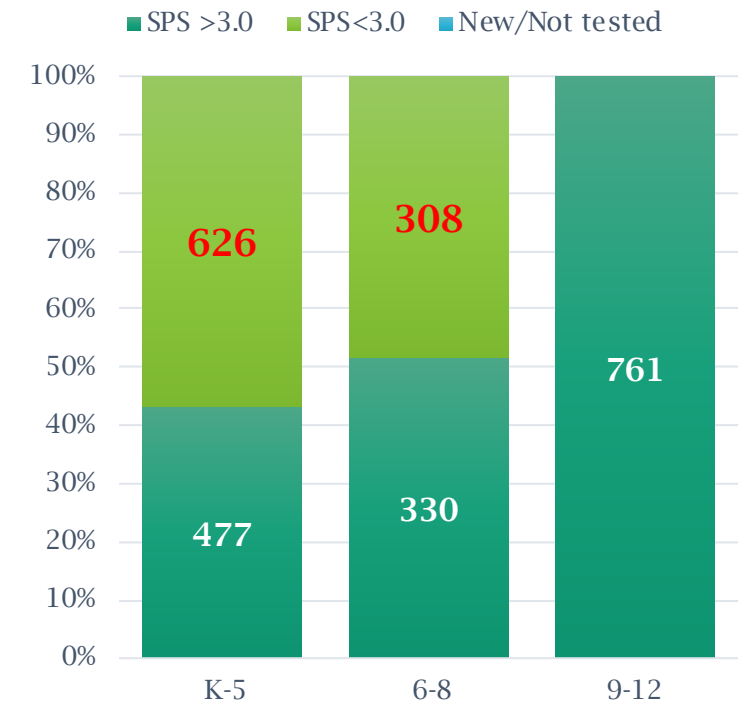
Rural K-12 Enrollment Projections



Rural 2019-20 Enrollment vs. Capacity



19-20 Rural Seat Quality By Grade Band

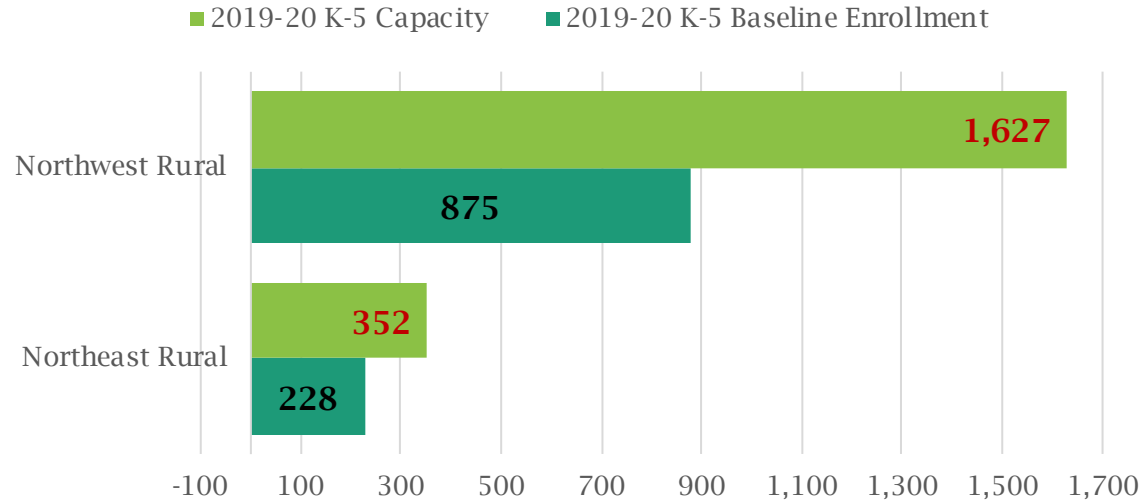




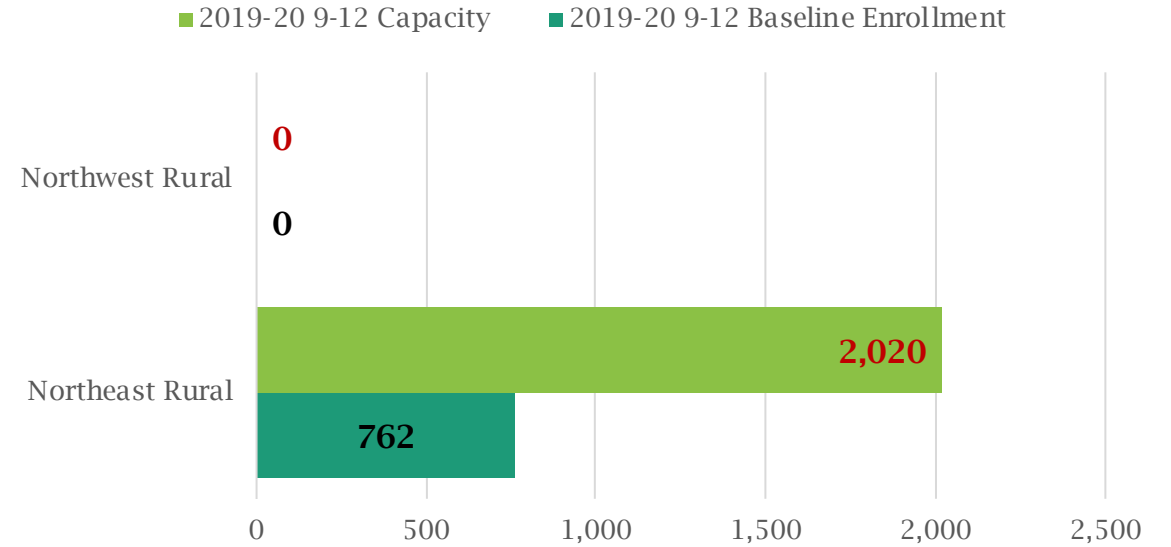
RURAL CAPACITY BY NEIGHBORHOOD

Northwest Rural, Northeast Rural

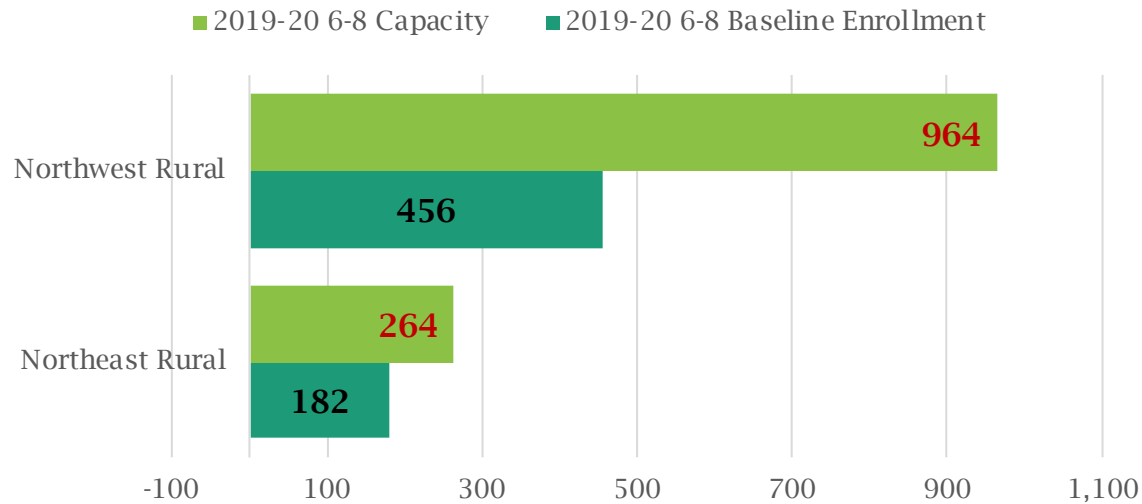
K-5 Enrollment vs. Capacity



9-12 Enrollment vs. Capacity



6-8 Enrollment vs. Capacity



In the Rural region, overall and for each grade band, there are more seats available than students to fill them. The K-5 grade band has almost **876** unused seats; 6-8 has **590** unused seats; and 9-12 has **1294** unused seats.



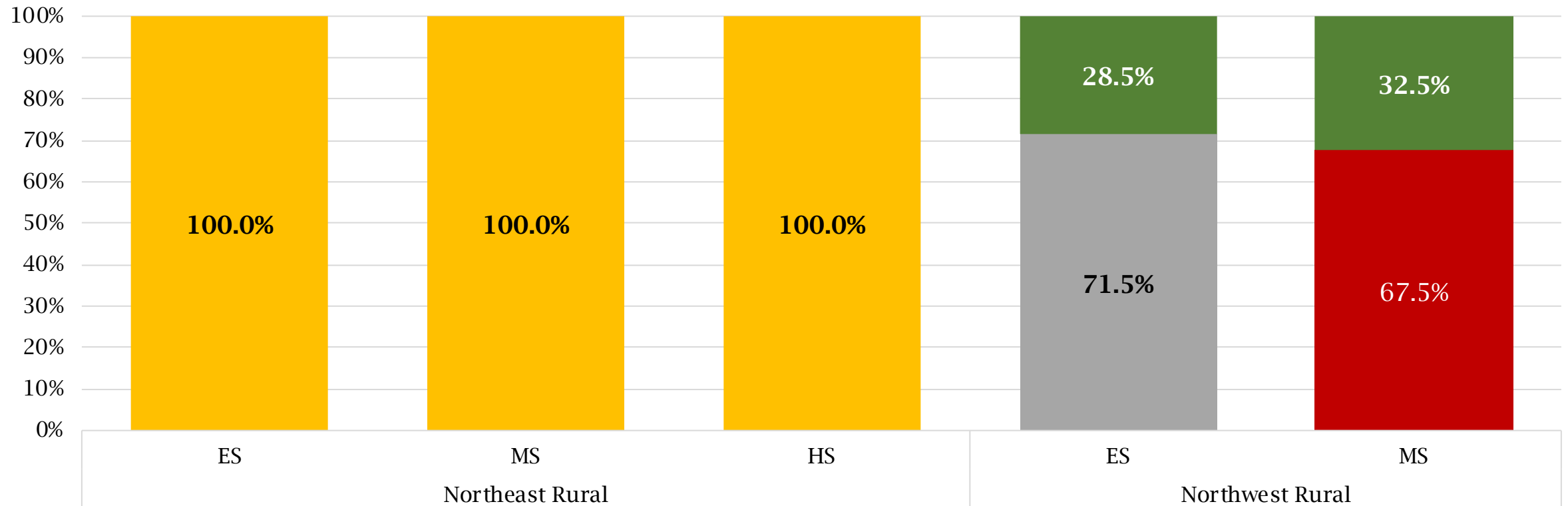
RURAL PERFORMANCE BY NEIGHBORHOOD

Northwest Rural, Northeast Rural

With approximately 70% of students enrolled in a school scoring 3.0 or below on the 2016-2019 School Performance Scorecard the **Northwest Rural** neighborhood is in need of additional support through academic intervention and/or restructuring.

Rural - Grade Band 2019-20 40-day Enrollment by SPS Rating*

■ 1 - 1.99: Needs Improvement ■ 2 - 2.99: Fair ■ 3 - 3.99: Good ■ 4 - 5: Excellent



*2019 -20 40-day enrollment includes only non-alternative schools that had a School Performance Scorecard rating on the most recent 2016-19 scorecard. The enrollment numbers include both District-managed and SCS-authorized charter schools. All bar graphs may not total to 100% due to students attending new schools with no school performance scorecard ratings.



RURAL LOWEST PERFORMING SCHOOLS

Northwest Rural, Northeast Rural

Schools that earned below a 2 on the School Performance Scorecard and/or appeared on the State's Priority, ATSI, TSI or CIS Lists

The Rural region had only one school on the 2019 State Priority List; that same school earned below a 2.0 on the School Performance Scorecard.

Neighborhood	School Name	School Type	Academic Program	Intervention	State Designation	2016-19 SPS Rating	Utilization Percentage	FCI Percent
Northwest Rural	Woodstock Middle School	District-Managed	Comp. Acad.	iZone	2019 Priority	1.71	37%	2



RURAL KEY GAPS & RECOMMENDATIONS

Northwest Rural, Northeast Rural

Need/Availability of Seats

The Rural region has more available seats than students enrolled to fill them in every grade band.

- ❑ K-5: 876 unused seats (under enrolled)
- ❑ 6-8: 590 unused seats (under enrolled)
- ❑ 9-12: 1294 unused seats (under enrolled)

School Performance

Based on the most recent School Performance Scorecard (2016-19), the Northwest Rural “neighborhood” has the highest percentage of students in K-5 and 6-8 schools with a School Performance Scorecard rating below a 3.00 in the Rural region.

Using 3.00 on the School Performance Scorecard as the marker of performance, the Rural region needs just under 1,000 seats at schools with a 3.00+ SPS. The list below indicates the number of seats needed by grade band.

- ❑ K-5: 626 additional seats at schools with a 3.00+ SPS
- ❑ 6-8: 308 additional seats at schools with a 3.00+ SPS
- ❑ 9-12: 0 – all schools serving students in grades 9-12 have a 3.00+ SPS in this region



SOUTHEAST REGIONAL SCHOOL MAKEUP

Hickory Hill, Oakhaven/Parkway Village, Ridgeway, Southeast/Southwind

The Southeast Region is comprised of:

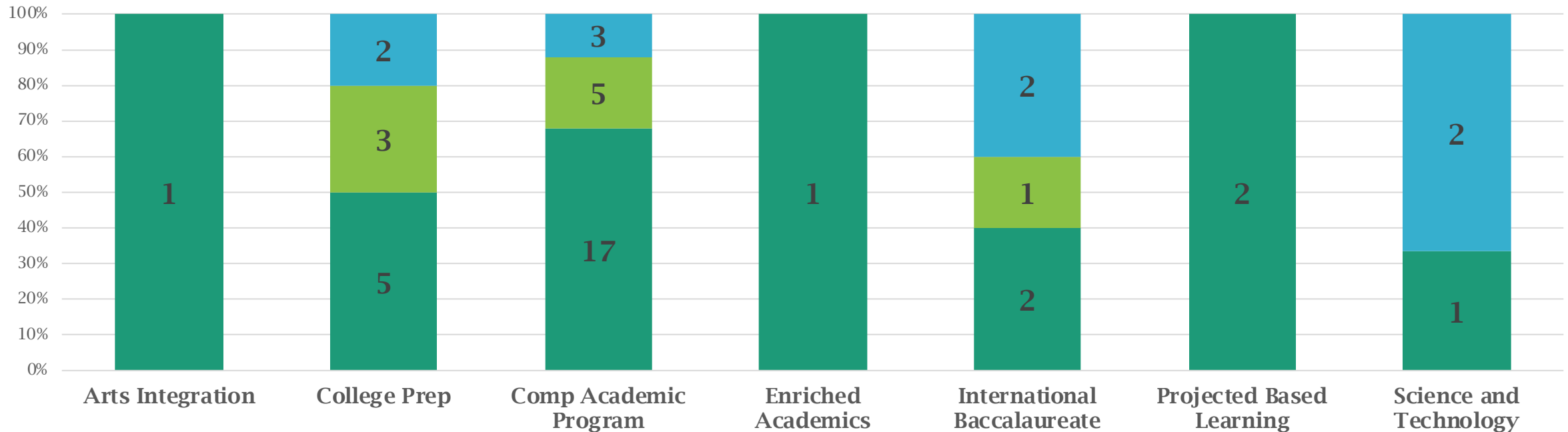
- 29 Elementary Schools: 8 - Charters, 21 - District Managed (3 w/optional programs)
- 9 Middle School: 3 - Charters, 3 - District Managed (3 w/optional programs)
- 9 High Schools: 2 - Charters, 7 - District Managed (3 w/optional programs).

**2 ASD schools also reside in the region*

The academic programs offered in the region are indicated in the chart below:

Southeast Regional Academic Programs

■ Elementary ■ Middle ■ High





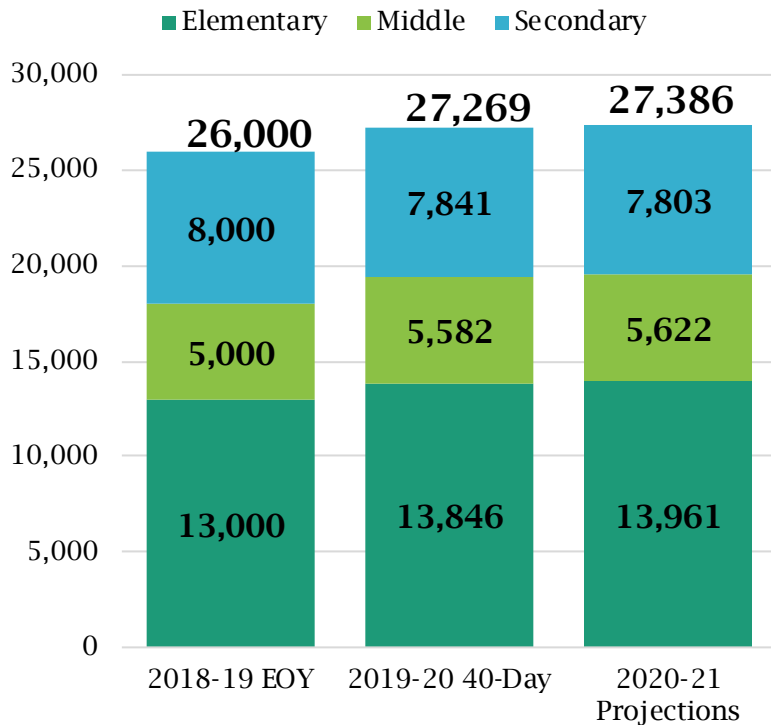
SOUTHEAST QUALITY SEATS ANALYSIS

Hickory Hill, Oakhaven/Parkway Village, Ridgeway, Southeast/Southwind

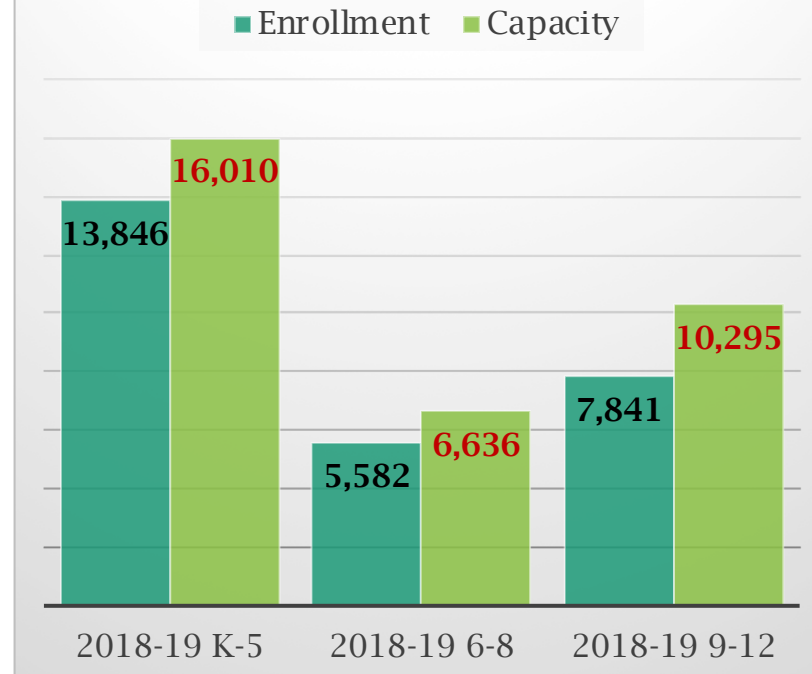
Based on the optimization report from Facilities Planning & Property Management, **the Southeast Region is oversaturated with schools, meaning many of the schools in the region are under utilized**; however, **about 36% of students in grades K-5 in the Southeast region are in schools that earned less a 3.00 on the most recent School Performance Scorecard**; and **over half of the middle and high school seats are in schools that scored less than a 3.00 on the School Performance Scorecard**.

Two schools, **Memphis Merit Academy and Compass Community Schools, Hickory Hill** opened in in the Southeast region in August 2019; thus, resulting in 334 students attending schools with no SPS rating as of yet.

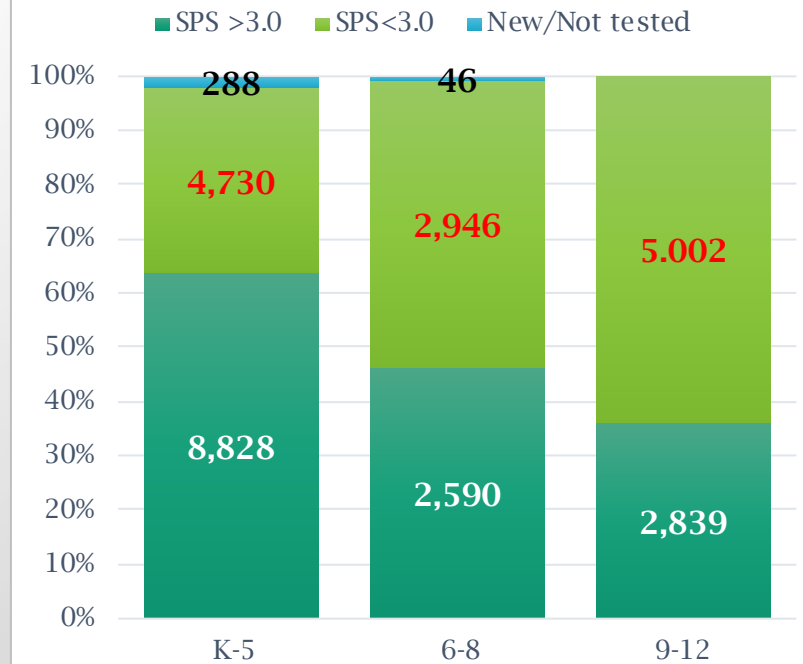
Southeast K-12 Enrollment Projections



Southeast 2019-20 Enrollment vs. Capacity



19-20 Southeast Seat Quality By Grade Band

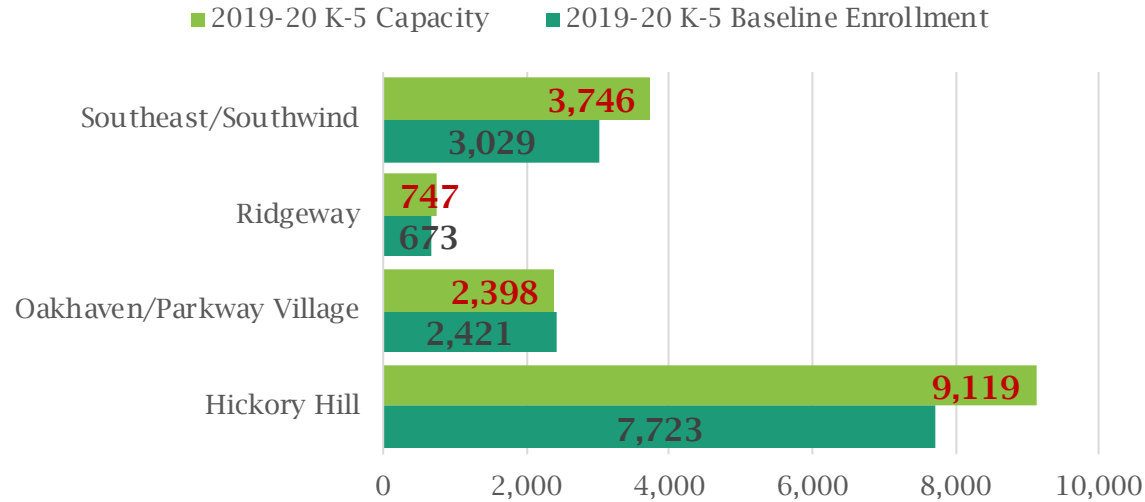




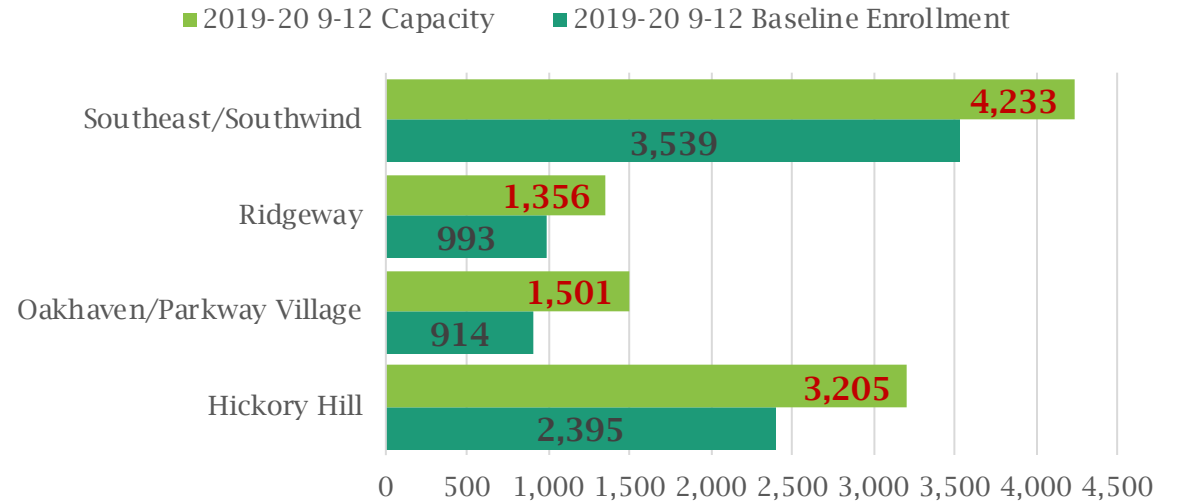
SOUTHEAST CAPACITY BY NEIGHBORHOOD

Hickory Hill, Oakhaven/Parkway Village, Ridgeway, Southeast/Southwind

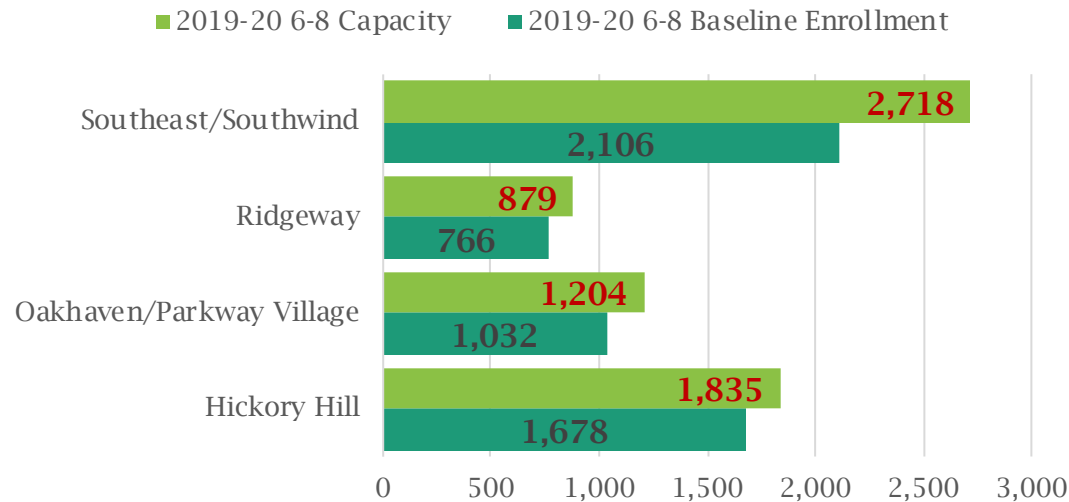
K-5 Enrollment vs. Capacity



9-12 Enrollment vs. Capacity



6-8 Enrollment vs. Capacity



In the Southeast region, overall and for each grade band, there are more seats available than students to fill them. The K-5 grade band has 2164 unused seats; 6-8 has 1054 unused seats; and 9-12 has 2454 unused seats.

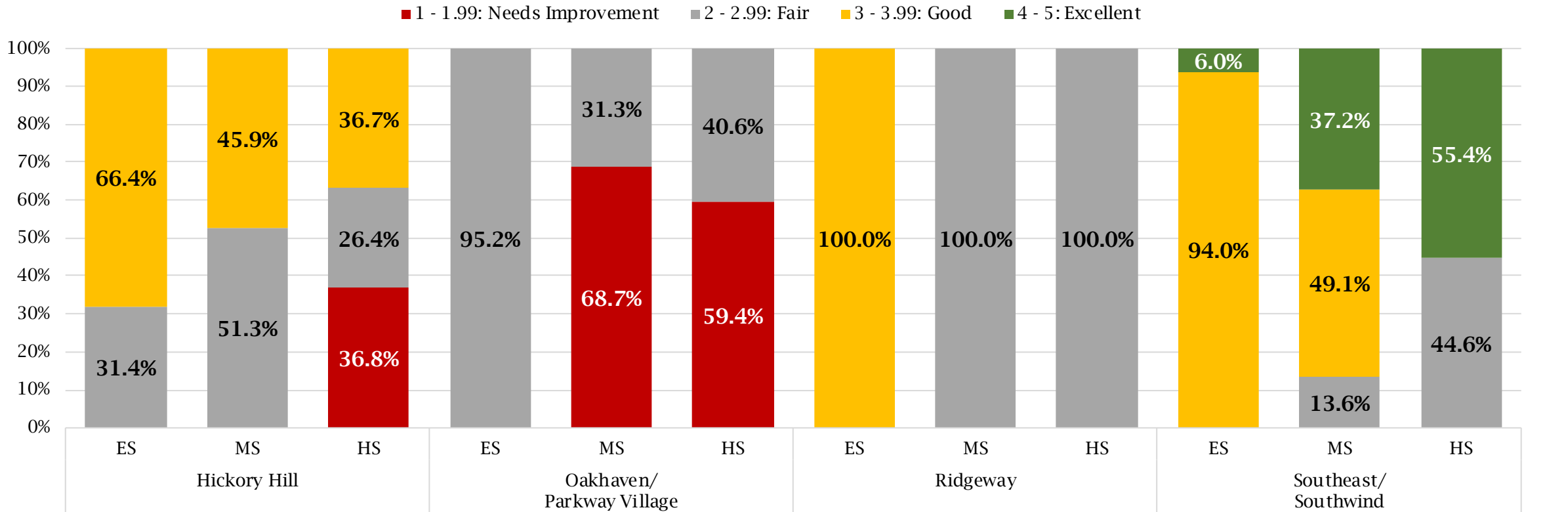


SOUTHEAST PERFORMANCE BY NEIGHBORHOOD

Hickory Hill, Oakhaven/Parkway Village, Ridgeway, Southeast/Southwind

School performance in the Southeast region could use a boost, especially in the **Oakhaven/Parkway Village, Ridgeway** and **Hickory Hill** neighborhoods. No school in the **Oakhaven/Parkway Village** neighborhood scored above a 3.0 on the 2016-2019 School Performance Scorecard. In the **Ridgeway** neighborhood, no middle nor high school scored above a 3.0 on the most recent scorecard. In the **Hickory Hill** neighborhood, over 50% of 6-8th and 9-12th graders attend schools with below a 3.0 SPS score.

Southeast - Grade Band 2019-20 40-day Enrollment by SPS Rating*



*2019 -20 40-day enrollment includes only non-alternative schools that had a School Performance Scorecard rating on the most recent 2016-19 scorecard. The enrollment numbers include both District-managed and SCS-authorized charter schools. All bar graphs may not total to 100% due to students attending schools with no school performance scorecard ratings yet.



SOUTHEAST LOWEST PERFORMING SCHOOLS

Hickory Hill, Oakhaven/Parkway Village, Ridgeway, Southeast/Southwind

Schools that earned below a 2 on the School Performance Scorecard and/or appeared on the State's Priority, ATSI, TSI or CIS Lists

The Southeast region had three (3) schools with a School Performance Scorecard rating below a 2.0. These two (2) schools, plus three others made up the five (5) schools in the region identified on the 2019 State Priority List. Furthermore, two (2) schools in the region were on the state's Additional Targeted Support and Improvement (ATSI) list and seven (7) schools on the Targeted Support and Improvement (TSI) List.

Neighborhood	School Name	School Type	Academic Program	Intervention	State Designation	2016-19 SPS Rating	Utilization Percentage	FCI Category
Southeast/Southwind	Highland Oaks Middle	District-Managed	Comp. Acad.		2019 TSI	3.20	61%	5
Hickory Hill	Winridge Elementary	District-Managed	Comp. Acad.		2019 TSI	3.18	75%	5
Hickory Hill	Crump Elementary	District-Managed	Comp. Acad.		2019 TSI	2.97	67%	1
Southeast/Southwind	Southwind High	District-Managed	Comp. Acad.		2019 ATSI	2.95	72%	5
Oakhaven/Parkway Village	Goodlett Elementary	District-Managed	Comp. Acad.		2019 TSI	2.83	142%	1
Southeast/Southwind	Power Center Academy Middle School Southeast*	Charter	College Prep		2019 TSI	2.71	67%	
Hickory Hill	Hickory Ridge Middle	District-Managed	Comp. Acad.		2019 TSI	2.61	101%	3
Oakhaven/Parkway Village	Sheffield Elementary	District-Managed	Comp. Acad.	iZone	2019 Priority	2.27	116%	3
Hickory Hill	Wooddale High	Optional	Comp. Acad.	iZone	2019 Priority	2.16	56%	4
Oakhaven/Parkway Village	Oakhaven Elementary	District-Managed	Comp. Acad.		2019 TSI	2.03	96%	4
Hickory Hill	Kirby High	District-Managed	Comp. Acad.		2019 ATSI	1.84	66%	3
Oakhaven/Parkway Village	American Way Middle	District-Managed	Comp. Acad.	iZone	2019 Priority	1.69	83%	5
Oakhaven/Parkway Village	Sheffield High	District-Managed	Comp. Acad.	iZone	2019 Priority	1.59	558%	3

* SCS Authorized Charter School



SOUTHEAST KEY GAPS & RECOMMENDATIONS

Hickory Hill, Oakhaven/Parkway Village, Ridgeway, Southeast/Southwind

Need/Availability of Seats

The Southeast region has more available seats than students enrolled to fill them in every grade band.

- ❑ K-5: 2164 unused seats (under enrolled)
- ❑ 6-8: 1054 unused seats (under enrolled)
- ❑ 9-12: 2454 unused seats (under enrolled)

School Performance

Based on the most recent School Performance Scorecard (2016-19), the Ridgeway and Hickory Hill neighborhoods have the highest percentage of students in schools with a School Performance Scorecard rating below a 3.00 in the Southeast region. Every student in the Oakhaven/Parkway Village neighborhood attends a school below a 3.0 SPS. All Middle and High School Students in the Ridgeway neighborhood attend schools below a 3.0 SPS.

Using 3.00 on the School Performance Scorecard as the marker of performance, the Southeast region needs almost 12,500 seats at schools with a 3.00+ SPS. The list below indicates the number of seats needed by grade band.

- ❑ K-5: 4730 additional seats at schools with a 3.00+ SPS
- ❑ 6-8: 2946 additional seats at schools with a 3.00+ SPS
- ❑ 9-12: 5002 additional seats at schools with a 3.00+ SPS



SOUTHWEST REGIONAL SCHOOL MAKEUP

Westwood, Whitehaven

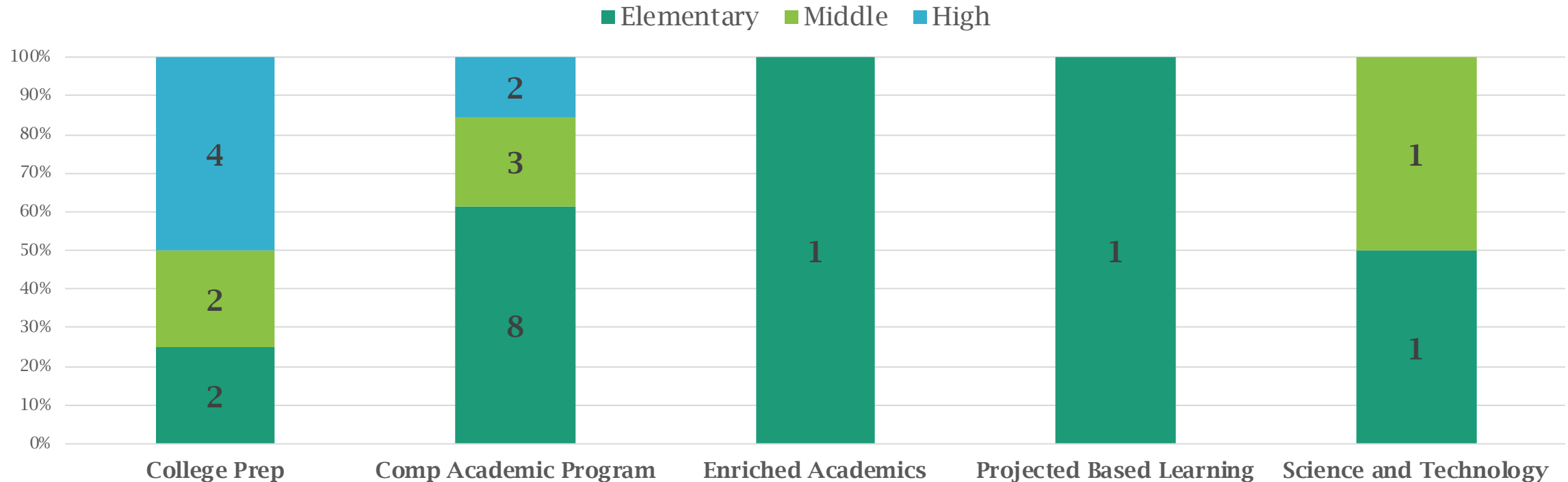
The Southwest Region is comprised of:

- 13 Elementary Schools: 2 - Charters, 11 - District Managed (3 w/optional programs)
- 6 Middle School: 2 - Charters, 4 - District Managed (1 w/optional programs)
- 6 High Schools: 3 - Charters, 3 - District Managed (1 w/optional programs).

**3 ASD schools also reside in the region*

The academic programs offered in the region are indicated in the chart below:

Southwest Regional Academic Programs

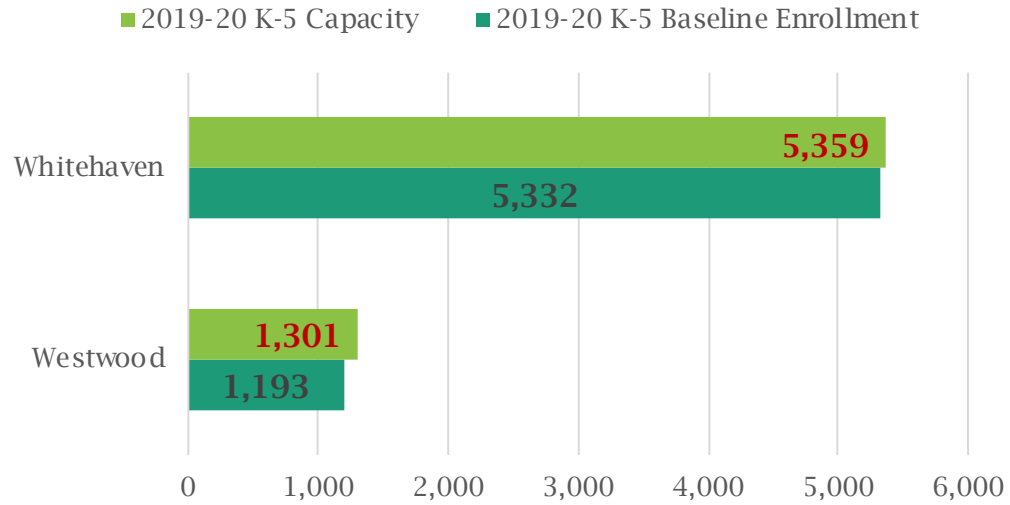




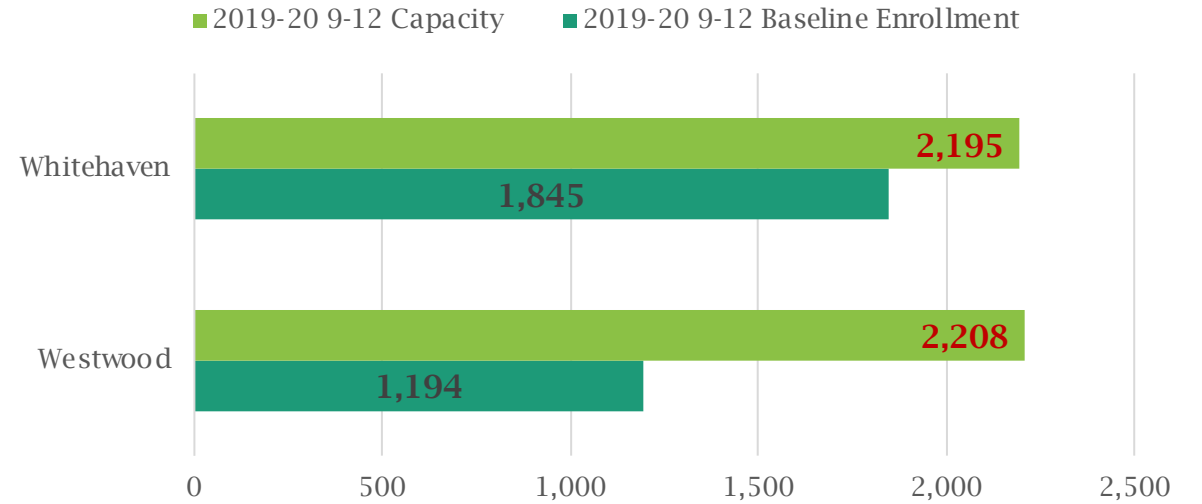
SOUTHWEST CAPACITY BY NEIGHBORHOOD

Westwood, Whitehaven

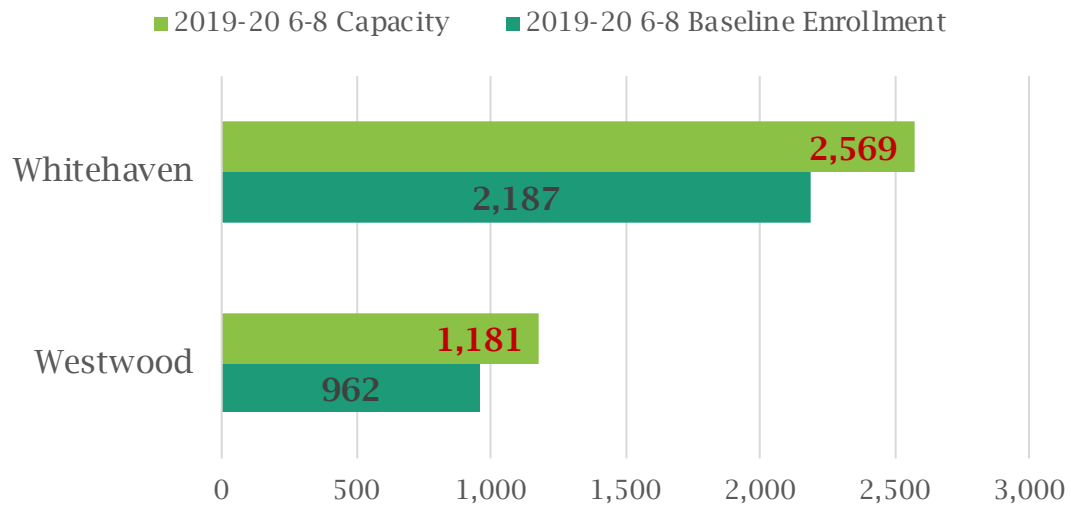
K-5 Enrollment vs. Capacity



9-12 Enrollment vs. Capacity



6-8 Enrollment vs. Capacity



In the Southwest region, overall and for each grade band, there are more seats available than students to fill them. The K-5 grade band has **135** unused seats; 6-8 has **601** unused seats; and 9-12 has **1364** unused seats.



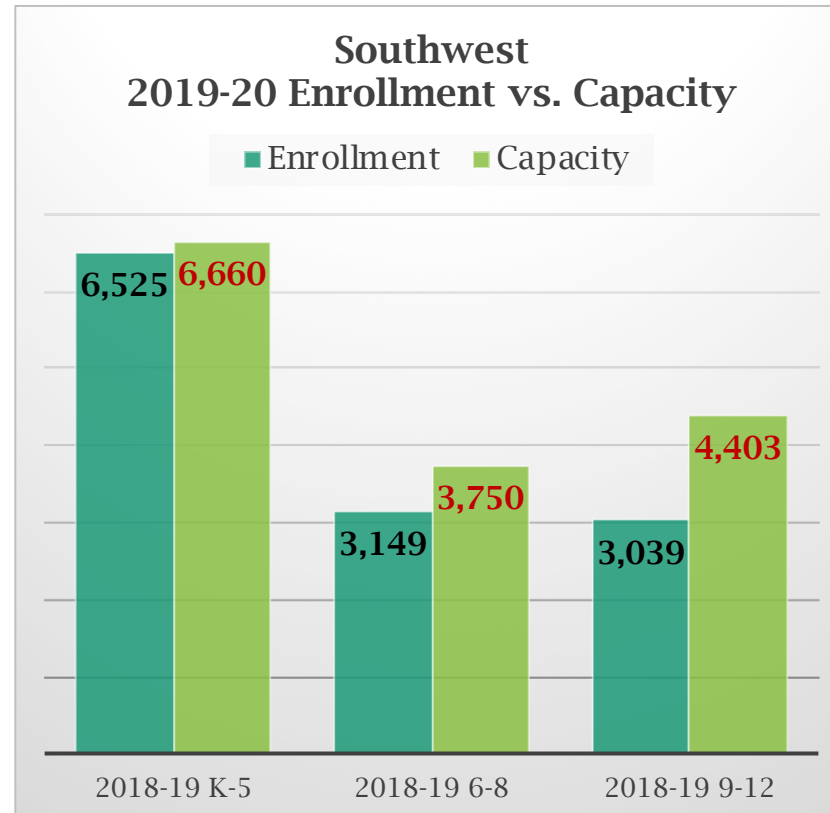
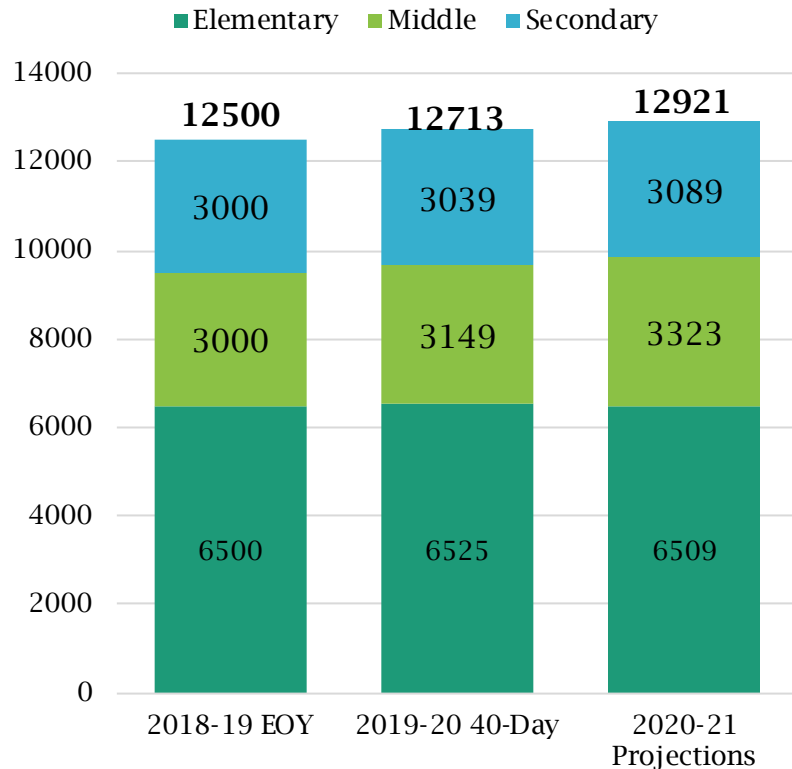
SOUTHWEST QUALITY SEATS ANALYSIS

Westwood, Whitehaven

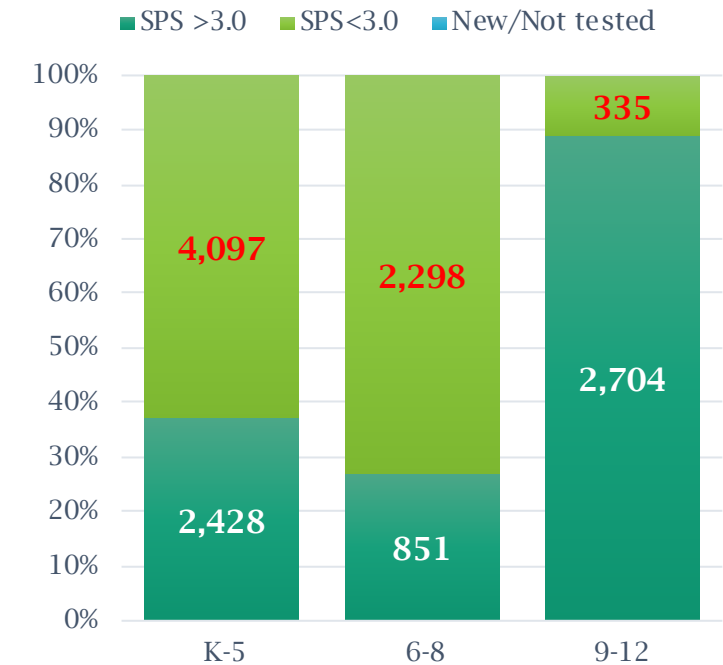
Based on the optimization report from Facilities Planning & Property Management, **the Southwest Region** is oversaturated with schools, meaning many of the schools in the region are under utilized, with more seats than there are students to fill them. **Over 60% of seats at both the K-5 and 6-8 grade levels are in schools with less than a 3.00 on the School Performance Scorecard. 2428 students in K-5, 851 students in 6-8 and 2704 students in 9-12 attend schools with a 3.0 or higher on the 2016- 2019 School Performance Scorecard final rating in the Southwest region.**

Another charter school operated by Freedom Prep will open in the Westwood neighborhood in the Fall of 2020; thus, increasing the capacity of the elementary grade band in the Southwest region.

Southwest Enrollment Projections



19-20 Southwest Seat Quality By Grade Band





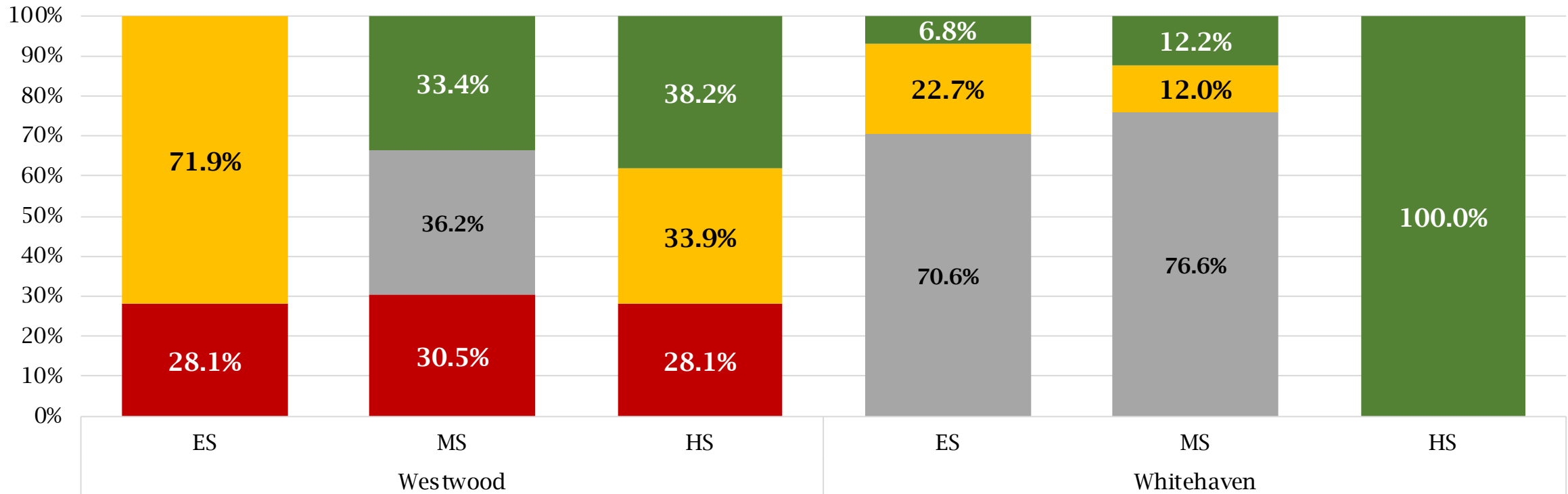
SOUTHWEST PERFORMANCE BY NEIGHBORHOOD

Westwood, Whitehaven

More seats are needed in the 6-8 grade band in the **Westwood** neighborhood and in the K-5 and 6-8 grade band in the **Whitehaven** neighborhood in schools with a 3.00 or higher on the School Performance Scorecard. Over 60% of students in the **Westwood** neighborhood attend a middle school with below a 2.00 on the 2016-19 School Performance Scorecard. Over 70% of K-5 and 6-8 graders in the **Whitehaven** neighborhood attend schools with a score below 3.0 on the 2016-19 scorecard.

Southwest - Grade Band 2019-20 40-day Enrollment by SPS Rating*

■ 1 - 1.99: Needs Improvement ■ 2 - 2.99: Fair ■ 3 - 3.99: Good ■ 4 - 5: Excellent



*2019 -20 40-day enrollment includes only non-alternative schools that had a School Performance Scorecard rating on the most recent 2016-19 scorecard. The enrollment numbers include both District-managed and SCS-authorized charter schools. All bar graphs may not total to 100% due to students attending new schools with no school performance scorecard ratings.



SOUTHWEST LOWEST PERFORMING SCHOOLS

Westwood, Whitehaven

Schools that earned below a 2 on the School Performance Scorecard and/or appeared on the State's Priority, ATSI, TSI or CIS Lists

Three (3) schools in the Southwest region earned their way onto the 2019 State Priority List. Of the three, one (1) also earned below a 2.00 on the School Performance Scorecard. One of the schools on the State Priority List is a charter schools. Five (5) schools in the region were identified as Targeted Support and Improvement (TSI) schools.

Neighborhood	School Name	School Type	Academic Program	Intervention	State Designation	2016-19 SPS Rating	Utilization Percentage	FCI Percent
Westwood	Ford Road Elementary	District-Managed	Comp. Acad.	iZone	2019 TSI	3.44	84%	3
Whitehaven	Southern Avenue Charter School	Charter	College Prep.		2019 TSI	2.98	109%	
Whitehaven	Gardenview Elementary	District-Managed	Comp. Acad.		2019 TSI	2.92	71%	1
Whitehaven	Whitehaven Elementary	Optional, School within a School	Science & Technology	eZone	2019 TSI	2.83	98%	1
Whitehaven	City University School Girls Preparatory*	Charter	College Prep.		2019 Priority	2.67	42%	
Westwood	Chickasaw Middle	District-Managed	Comp. Acad.	Continuous Improvement Zone	2019 TSI	2.57	58%	2
Whitehaven	Winchester Elementary	District-Managed	Comp. Acad.	iZone	2019 Priority	2.29	108%	1
Westwood	Westwood High	District-Managed	Comp. Acad.	iZone	2019 Priority	1.83	36%	2

*SCS Authorized Charter School



SOUTHWEST KEY GAPS & RECOMMENDATIONS

Westwood, Whitehaven

Need/Availability of Seats

The Southwest region has more available seats than students enrolled to fill them in every grade band.

- ❑ K-5: 135 unused seats (under enrolled)
- ❑ 6-8: 601 unused seats (under enrolled)
- ❑ 9-12: 1364 unused seats (under enrolled)

Charter School Authorization Note:

Freedom Prep - Westwood was approved to open in the Fall of 2020. The school plans to serve students in grades K-5 and anticipates a first year enrollment of 288.

School Performance

Based on the most recent School Performance Scorecard (2016-19), the middle schools in both neighborhoods (Westwood and Whitehaven) have the highest percentage of students in schools with a School Performance Scorecard rating below a 3.00 compared to other grade bands in the Southwest region. Additionally, approximately 70% of elementary students in the Whitehaven neighborhood attend schools below a 3.0 SPS.

Using 3.00 on the School Performance Scorecard as the marker of performance, the Southwest region needs more than 6800 seats at schools with a 3.00+ SPS. The list below indicates the number of seats needed by grade band.

- ❑ K-5: 4097 additional seats at schools with a 3.00+ SPS
- ❑ 6-8: 2298 additional seats at schools with a 3.00+ SPS
- ❑ 9-12: 335 additional seats at schools with a 3.00+ SPS

APPENDIX

TDOE SCHOOL DESIGNATIONS

Designation	Definition
Reward	Reward schools are generally those that are improving in terms of achievement and growth for both all students and student groups. These schools are identified annually. There are some exceptions: Schools cannot be Reward if any student group performs in the bottom five percent in the state for any given student group. A school cannot be Reward if also designated Priority or in need of Comprehensive Support and Improvement.
Priority	Schools were identified in 2018 as Priority for one of two reasons: being in the bottom five percent in 2015-16 and 2016-17 AND not meeting the TVAAS safe harbor, which allows schools to not be identified if they are showing high growth, or having a graduation rate of less than 67 percent in 2017-18.
Additional Targeted Support and Improvement (ATSI)	There are two paths through which a school could be designated as ATSI: overall school accountability score of 1.0 or less on the state's new accountability framework AND ranks in bottom five percent for at least one accountability student group (i.e., black, Hispanic, and Native American students; economically disadvantaged students; English learners; and students with disabilities), or ranks in the bottom five percent for two or more student groups
Targeted Support and Improvement (TSI)	TSI schools are those that fall in the bottom five percent for their weighted overall accountability score for any given student subgroup (i.e. Black/Hispanic/Native American, Economically Disadvantaged, English Learners, or Students with Disabilities) or any given racial or ethnic group (i.e., Hispanic/Latino, Black or African American, American Indian or Alaska Native, Native Hawaiian or Pacific Islander, Asian, and White).
Comprehensive Support and Improvement (CSI)	Tennessee was required by federal law to include 2017-18 data in determining Comprehensive Support and Improvement (CSI) schools, which is a new federal designation for schools in need of improvement. 2019 CSI schools include all 2018 Priority schools and 2018 CSI schools. Additionally, CSI schools include all schools in the Achievement School District, regardless of performance.

SCHOOL TYPE & ACADEMIC FOCUS BY REGION

ACADEMIC PROGRAMS DEFINED

Academic Program Type	General Definition/Characteristics	Examples
Arts Integration	Arts Integration academic programs are characterized by a teaching approach in which students construct and demonstrate understanding through an art form. Students engage in a creative process which connects an art form and another subject area and meets evolving objectives in both.	CAPA, Arts & Academics
College Prep	College prep schools focus on preparing students for "total" success in college. College prep schools tend to provide rigorous, challenging academic coursework designed to prepare students for success in college.	
Comprehensive Academic Program	When schools utilize a Comprehensive Academic Program all students are offered general academic coursework in the core disciplines of ELA, Math, Science and Social Studies as well as an array of exploratory/elective coursework. Students have access to a variety of traditional, honors, AP and CTE courses within the program.	
Enriched Academics	Enriched academic programs characterize elementary and/or secondary school programs with an advanced or accelerated instructional program focused on either specific disciplines or be a school-wide program encompassing all subject areas.	MAST, SET, Chess and Public Service
International Baccalaureate	IB World Schools are specific schools authorized by the International Baccalaureate® (IB). IB World Schools offer a continuum of international education. The programmes encourage both personal and academic achievement, challenging students to excel in their studies and in their personal development.	IB Primary Years, Middle Years, Diploma Programmes
International Studies/Languages	International Studies educational programs provide students with a rigorous, academic program that gives them a global perspective to prepare them for college and beyond. Students participate in integrated, intercultural projects across content areas that offer them various opportunities to experience the rich diversity of cultures from around the world.	International Studies, Dual Immersion
Project-Based	Project Based Learning academic programs utilize a teaching methodology in which students gain knowledge and skills by working for an extended period of time to investigate and respond to an authentic, engaging, and complex question, problem, or challenge.	Montessori, Community Service, Exploratory Learning
Science and Technology	Science and technology academic programs use an interdisciplinary approach to learning where rigorous academic concepts are coupled with real-world lessons as students apply science, technology, engineering, computer science and mathematics in contexts that make connections between school, community, work.	STEM, STEAM, T-STEM, Agri-STEM, Engineering, Health Sciences/Studies, Computer Technology, Environmental Science, Science Exploration, Developing Masterful Mathematical Mind
Specialized Programs	Specialized academic programs are designed to serve a unique population of students with specific needs via personalized instructional programs catering to identified needs.	Success Schools, Newcomers School, Avon, Shrine
Technical Education	Career and technical education programs specialize in the skilled trades, applied sciences, modern technologies, and career preparation.	CTE Centers

**CENTRAL CITY EAST -
Binghampton/
White Station
Neighborhood
Schools**

School Name	Grade Level	School Type	Optional	Academic Program	Special Programs
Richland Elementary	Elementary	District-Managed		Comp Academic Program	
Shady Grove Elementary	Elementary	District-Managed		Comp Academic Program	
White Station Elementary	Elementary	District-Managed		Comp Academic Program	
William Herbert Brewster Elementary School	Elementary	District-Managed	Optional	Enriched Academics	M.A.S.T -Math, Arts, Science & Technology
Compass Community School, Binghampton Campus	Elementary	Charter		Comp Academic Program	Values Based Character Education, Academic Excellence & Service Learning
White Station Middle	Middle	District-Managed	Optional	College Prep	Enriched Academics
East High	Secondary	District-Managed	Optional	College Prep	T-Stem/ Diesel Technology
White Station High	Secondary	District-Managed	Optional	College Prep	

**CENTRAL CITY EAST -
Jackson/
Treadwell
Neighborhood
Schools**

School Name	Grade Level	School Type	Optional	Academic Program	Special Programs
Aurora Collegiate Academy	Elementary	Charter		College Prep	
Berclair Elementary	Elementary	District-Managed		Comp Academic Program	
Douglass School	Elementary	District-Managed	Optional	Enriched Academics	Chess & Communication Arts
Graham wood Elementary	Elementary	District-Managed	Optional	Enriched Academics	Arts Integration
Jackson Elementary	Elementary	District-Managed		Comp Academic Program	
Kingsbury Elementary	Elementary	District-Managed		Comp Academic Program	
Memphis Business Academy Elementary	Elementary	Charter		Comp Academic Program	
Treadwell Elementary	Elementary	District-Managed	Optional	International Studies	Dual Immersion
Wells Station Elementary	Elementary	District-Managed		Comp Academic Program	
Compass Community School, Berclair Campus	Elementary	Charter		Comp Academic Program	Values Based Character Education, Academic Excellence & Service Learning
Kingsbury Middle	Middle	District-Managed		Comp Academic Program	
Treadwell Middle School	Middle	District-Managed		Comp Academic Program	
Douglass High	Secondary	District-Managed	Optional	College Prep	Chess & Communication Arts
Kingsbury High	Secondary	District-Managed	Optional	Science and Technology	Global Health Studies
Memphis Academy of Health Sciences High	Secondary	Charter		Science and Technology	

**CENTRAL
CITY EAST -**

**Chickasaw
Gardens/
Univ of
Memphis
Neighborhood
Schools**

School Name	Grade Level	School Type	Optional	Academic Program
Campus Elementary	Elementary	District-Managed		Enriched Academics

**CENTRAL
CITY EAST -**

**Sea Isle/
Sherwood
Neighborhood
Schools**

School Name	Grade Level	School Type	Optional	Academic Program	Special Programs
Leadership Preparatory Charter School	Elementary	Charter			
Sea Isle Elementary	Elementary	District-Managed		Comp Academic Program	
Sharpe Elementary	Elementary	District-Managed		Comp Academic Program	
Sherwood Elementary	Elementary	District-Managed	Optional	Arts Integration	
South Park Elementary	Elementary	District-Managed		Comp Academic Program	
Willow Oaks Elementary	Elementary	District-Managed	Optional	Arts Integration	Enriched Academics
Colonial Middle	Middle	District-Managed	Optional	Arts Integration	Enriched Academics
Sherwood Middle	Middle	District-Managed		Comp Academic Program	
Aster College Preparatory Charter School	Middle	Charter		College Prep	
Overton High	Secondary	District-Managed	Optional	CAPA	

School Name	Grade Level	School Type	Optional	Academic Program	Special Programs
Bruce Elementary	Elementary	District-Managed		Comp Academic Program	
Downtown Elementary	Elementary	District-Managed	Optional	Enriched Academics	Social Studies
Idlewild Elementary	Elementary	District-Managed	Optional	Science and Technology	
LaRose Elementary	Elementary	District-Managed		Comp Academic Program	
Peabody Elementary	Elementary	District-Managed	Optional	International Studies	Enriched Academics
Rozelle Elementary	Elementary	District-Managed	Optional	CAPA	
Snowden School	Elementary	District-Managed	Optional	College Prep	Enriched Academics
Bellevue Middle	Middle	District-Managed	Optional	College Prep	
Kaleidoscope School of Memphis	Middle	Charter		College Prep	
Maxine Smith STEAM Academy	Middle	District-Managed	Optional	College Prep/Science & Technology	
Memphis Grizzlies Prep. Charter School	Middle	Charter		College Prep	
B. T. Washington High	Secondary	District-Managed		Comp Academic Program	
Central High	Secondary	District-Managed	Optional	College Prep	
Compass Comm. School, Midtown Campus	Secondary	Charter		Comp Academic Program	Values Based Character Education, Academic Excellence & Service Learning
Crosstown High School	Secondary	Charter		College Prep	
Memphis Academy of Science & Engineering	Secondary	Charter		Science and Technology	
Middle College High	Secondary	District-Managed		College Prep	
Southwest Early College High	Secondary	Charter		College Prep	

**CENTRAL CITY WEST -
Downtown/ Midtown Neighborhood Schools**

School Name	Grade Level	School Type	Optional	Academic Program	Special Programs
Believe Memphis Academy Charter School	Elementary	Charter		College Prep	
KIPP Memphis Collegiate Elementary School	Elementary	Charter		Comp Academic Program	
Perea Elementary School	Elementary	Charter		College Prep	
Promise Academy	Elementary	Charter		College Prep	
Springdale Elementary	Elementary	District-Managed	Optional	Science and Technology	Exploratory Learning
Vollentine Elementary	Elementary	District-Managed	Optional	Science and Technology	Science Exploration
KIPP Memphis Academy Middle	Middle	Charter		Comp Academic Program	
KIPP Memphis Collegiate Middle School	Middle	Charter		Comp Academic Program	
KIPP Memphis Collegiate High	Secondary	Charter		Comp Academic Program	
Manassas High	Secondary	District-Managed		Comp Academic Program	

**CENTRAL CITY WEST -
North Memphis/Uptown Neighborhood Schools**

School Name	Grade Level	School Type	Optional	Academic Program	Special Programs
Arrow Academy of Excellence	Elementary	Charter		Comp Academic Program	
Bethel Grove Elementary	Elementary	District-Managed		Comp Academic Program	
Charjean Elementary	Elementary	District-Managed		Comp Academic Program	
Cherokee Elementary	Elementary	District-Managed		Comp Academic Program	
Dunbar Elementary	Elementary	District-Managed		Comp Academic Program	
Compass Community School, Orange Mound Campus	Elementary	Charter		Comp Academic Program	Values Based Character Education, Academic Excellence & Service Learning
Melrose High	Secondary	District-Managed		Comp Academic Program	

**CENTRAL CITY WEST -
Orange Mound Neighborhood Schools**

School Name	Grade Level	School Type	Optional	Academic Program	Special Programs
A. B. Hill Elementary	Elementary	District-Managed		Comp Academic Program	
Alton Elementary	Elementary	District-Managed		Comp Academic Program	
Circles of Success Learning Academy	Elementary	Charter		College Prep	
Cummings School	Elementary	District-Managed	Optional	Science and Technology	Developing Masterful Math Minds
Hamilton K-8	Elementary	District-Managed		Comp Academic Program	
Magnolia Elementary	Elementary	District-Managed		Comp Academic Program	
Memphis College Preparatory	Elementary	Charter		College Prep	
Memphis Delta Preparatory Charter School	Elementary	Charter		College Prep	
Riverview School	Elementary	District-Managed		Comp Academic Program	
Vision Prep	Elementary	Charter		College Prep	Arts Integration
Veritas College Preparatory	Middle	Charter		College Prep	
Hamilton High	Secondary	District-Managed		Comp Academic Program	
Hollis F. Price Middle College	Secondary	District-Managed		College Prep	
The Soulsville Charter School	Secondary	Charter		College Prep/ Arts Integration	

CENTRAL CITY WEST - South Memphis Neighborhood Schools

Neighborhood	School Name	Grade Level	School Type	Optional	Academic Program	Special Programs
Cordova	Chimneyrock Elementary School	Elementary	District-Managed		Enriched Academics	
Cordova	Cordova Elementary	Elementary	District-Managed	Optional	Enriched Academics	
Cordova	Dexter Elementary	Elementary	District-Managed		Comp Academic Program	
Cordova	Kate Bond Elementary School	Elementary	District-Managed		Comp Academic Program	
Cordova	Riverwood Elementary School	Elementary	District-Managed	Optional	Science and Technology	
Cordova	Shelby Oaks Elementary	Elementary	District-Managed		Comp Academic Program	Arts Integration
Cordova	Cordova Middle	Middle	District-Managed	Optional	Enriched Academics/ Science and Technology	Environmental Science
Cordova	Dexter Middle	Middle	District-Managed		Comp Academic Program	
Cordova	Kate Bond Middle School	Middle	District-Managed		Comp Academic Program	
Cordova	Cordova High School	Secondary	District-Managed		College Prep	Technical Education
East/Gray's Creek	Macon-Hall Elementary	Elementary	District-Managed		Comp Academic Program	Project-Based
East/Gray's Creek	Mt. Pisgah Middle	Middle	District-Managed		Comp Academic Program	

EAST - Cordova/ Grey's Creek Neighborhood Schools

**NORTH-
Frayser
Neighborhood
Schools**

School Name	Grade Level	School Type	Optional	Academic Program	Special Programs
Delano Elementary	Elementary	District-Managed	Optional	Science and Technology	Computer Technology
Hawkins Mill Elementary	Elementary	District-Managed		Comp Academic Program	
Lucie E. Campbell Elementary	Elementary	District-Managed		Comp Academic Program	
Memphis STEM Academy	Elementary	Charter		Science and Technology	
Westside Elementary	Elementary	District-Managed		Comp Academic Program	
Compass Community School, Frayser Campus	Elementary	Charter		Comp Academic Program	Values Based Character Education, Academic Excellence & Service Learning
Georgian Hills Middle	Middle	District-Managed		Comp Academic Program	
Grandview Heights Middle School	Middle	District-Managed		Comp Academic Program	
Memphis Business Academy	Middle	Charter		Comp Academic Program	
Memphis Business Academy High	Secondary	Charter		Comp Academic Program	
Trezevant High	Secondary	District-Managed		Comp Academic Program	

**NORTH-
Raleigh
Neighborhood
Schools**

School Name	Grade Level	School Type	Optional	Academic Program	Special Programs
Brownsville Road Elementary	Elementary	District-Managed	Optional	International Studies	Enriched Academics
Egypt Elementary	Elementary	District-Managed		Comp Academic Program	
Granville T. Woods Academy of Innovation	Elementary	Charter		Science and Technology	
Keystone Elementary	Elementary	District-Managed	Optional	Science and Technology	
Raleigh-Bartlett Meadows Elementary	Elementary	District-Managed		Comp Academic Program	
Scenic Hills Elementary	Elementary	District-Managed		Comp Academic Program	
STAR Academy	Elementary	Charter		College Prep	Science & Technology
Craigmont Middle	Middle	District-Managed	Optional	International Studies	Enriched Academics
Memphis Academy of Health Sciences	Middle	Charter		Science and Technology	
Raleigh-Egypt Middle	Middle	District-Managed		Comp Academic Program	
Craigmont High	Secondary	District-Managed	Optional	International Studies	College Prep
Memphis Rise Academy	Secondary	Charter		College Prep	
Raleigh-Egypt High	Secondary	District-Managed		Comp Academic Program	

Neighborhood	School Name	Grade Level	School Type	Optional	Academic Program	Special Programs
Northeast Rural	Barret's Chapel School	Elementary	District-Managed		Comp Academic Program	
Northeast Rural	Bolton High	Secondary	District-Managed	Optional	Science and Technology	Auto-Technology/Agri-Stem
Northwest Rural	E.E. Jeter School	Elementary	District-Managed		Comp Academic Program	
Northwest Rural	Lucy Elementary	Elementary	District-Managed		Comp Academic Program	
Northwest Rural	Northaven Elementary	Elementary	District-Managed		Comp Academic Program	
Northwest Rural	Woodstock Middle School	Middle	District-Managed		Comp Academic Program	

RURAL
Northeast/ Northwest Neighborhood Schools

School Name	Grade Level	School Type	Optional	Academic Program	Special Programs
Aspire East Academy	Elementary	Charter		College Prep	
Belle Forest Community School	Elementary	District-Managed		Comp Academic Program	
Cromwell Elementary	Elementary	District-Managed		Comp Academic Program	
Crump Elementary	Elementary	District-Managed		Comp Academic Program	
Evans Elementary	Elementary	District-Managed		Comp Academic Program	
Fox Meadows Elementary	Elementary	District-Managed		Comp Academic Program	
Germanshire Elementary	Elementary	District-Managed		Comp Academic Program	
Hickory Ridge Elementary	Elementary	District-Managed		Comp Academic Program	
Memphis Business Academy Hickory Hill	Elementary	Charter		Comp Academic Program	
Memphis School of Excellence Elementary	Elementary	Charter		Science and Technology	College Prep
Newberry Elementary	Elementary	District-Managed		Comp Academic Program	
Power Center Academy Elementary School	Elementary	Charter		College Prep	Entrepreneurship, Business, & Technology
Ross Elementary	Elementary	District-Managed		Comp Academic Program	
Winridge Elementary	Elementary	District-Managed		Comp Academic Program	
Compass Community School, Hickory Hill Campus	Elementary	Charter		Comp Academic Program	Values Based Character Education, Academic Excellence & Service Learning
Hickory Ridge Middle	Middle	District-Managed		Comp Academic Program	
Memphis Business Academy Hickory Hill Middle School	Middle	Charter		Comp Academic Program	
Power Center Academy	Middle	Charter		Enriched Academics	
Kirby High	Secondary	District-Managed		Comp Academic Program	
Memphis School of Excellence	Secondary	Charter		Science and Technology	College Prep
Power Center Academy High	Secondary	Charter		College Prep	Entrepreneurship, Business, & Technology
Wooddale High	Secondary	District-Managed	Optional	College Prep	Hospitality & Tourism

SOUTHEAST – Hickory Hill Neighborhood Schools

School Name	Grade Level	School Type	Optional	Academic Program	Special Programs
Getwell Elementary	Elementary	District-Managed		Comp Academic Program	
Goodlett Elementary	Elementary	District-Managed		Project-Based	
Knight Road Elementary	Elementary	District-Managed		Project-Based	
Oakhaven Elementary	Elementary	District-Managed		Comp Academic Program	
Sheffield Elementary	Elementary	District-Managed		Comp Academic Program	
Memphis Merit Academy Charter School	Elementary	Charter		College Prep	
American Way Middle	Middle	District-Managed		Comp Academic Program	
Oakhaven Middle	Middle	District-Managed		Comp Academic Program	
Oakhaven High	Secondary	District-Managed		Comp Academic Program	
Sheffield High	Secondary	District-Managed		Comp Academic Program	

SOUTHEAST – Oakhaven/ Parkway Village Neighborhood Schools

School Name	Grade Level	School Type	Optional	Academic Program	Special Programs
Balmoral/Ridgeway Elementary	Elementary	District-Managed	Optional	International Baccalaureate	
Oak Forest Elementary	Elementary	District-Managed	Optional	International Baccalaureate	
Ridgeway Middle	Middle	District-Managed	Optional	International Baccalaureate	
Ridgeway High	Secondary	District-Managed	Optional	International Baccalaureate	

SOUTHEAST – Ridgeway Neighborhood Schools

School Name	Grade Level	School Type	Optional	Academic Program	Special Programs
Balmoral/Ridgeway Elementary	Elementary	District-Managed	Optional	International Baccalaureate	
Oak Forest Elementary	Elementary	District-Managed	Optional	International Baccalaureate	
Ridgeway Middle	Middle	District-Managed	Optional	International Baccalaureate	
Ridgeway High	Secondary	District-Managed	Optional	International Baccalaureate	
DuBois Elementary for Entrepreneurship	Elementary	Charter		College Prep	
Germantown Elementary	Elementary	District-Managed	Optional	International Studies	Enriched Academics
Highland Oaks Elementary	Elementary	District-Managed		Comp Academic Program	
Lowrance School	Elementary	District-Managed		Comp Academic Program	
Power Center Academy Elementary School Southeast	Elementary	Charter		College Prep	
Southwind Elementary	Elementary	District-Managed		Comp Academic Program	
Germantown Middle	Middle	District-Managed	Optional	College Prep	Enriched Academics
Highland Oaks Middle	Middle	District-Managed		Comp Academic Program	
Power Center Academy Middle School Southeast	Middle	Charter		College Prep	
Germantown High	Secondary	District-Managed	Optional	International Baccalaureate/ CAPA	College Prep
Southwind High	Secondary	District-Managed		Comp Academic Program	STEM

SOUTHEAST – Southeast/Southwind Neighborhood Schools

SOUTHWEST- Westwood Neighborhood Schools

School Name	Grade Level	School Type	Optional	Academic Program	Special Programs
Double Tree Elementary	Elementary	District-Managed	Optional	Project-Based	Montessori
Ford Road Elementary	Elementary	District-Managed		Comp Academic Program	
Chickasaw Middle	Middle	District-Managed		Comp Academic Program	
Geeter School	Middle	District-Managed		Comp Academic Program	
Freedom Preparatory Academy-Charter School	Secondary	Charter		College Prep	
Mitchell High	Secondary	District-Managed		Comp Academic Program	
Westwood High	Secondary	District-Managed		Comp Academic Program	

SOUTHWEST- Whitehaven Neighborhood Schools

School Name	Grade Level	School Type	Optional	Academic Program	Special Programs
A. Maceo Walker Middle	Middle	District-Managed		Comp Academic Program	
City University	Secondary	Charter		College Prep	
City University School Girls Preparatory	Middle	Charter		College Prep	
City University School of Independence	Secondary	Charter		College Prep	
Freedom Preparatory Academy Charter	Middle	Charter		College Prep	
Freedom Preparatory Academy Elementary School	Elementary	Charter		College Prep	
Gardenview Elementary	Elementary	District-Managed		Comp Academic Program	
Havenview Middle	Middle	District-Managed	Optional	Science and Technology	
Holmes Road Elementary	Elementary	District-Managed		Comp Academic Program	
J. P. Freeman School	Elementary	District-Managed	Optional	Enriched Academics/ College Prep	
Levi Elementary	Elementary	District-Managed		Comp Academic Program	
Oakshire Elementary	Elementary	District-Managed		Comp Academic Program	
Robert R. Church Elementary	Elementary	District-Managed		Comp Academic Program	
Southern Avenue Charter School	Elementary	Charter		College Prep	
Westhaven Elementary	Elementary	District-Managed		Comp Academic Program	
Whitehaven Elementary	Elementary	District-Managed	Optional	Science and Technology	
Whitehaven High	Secondary	District-Managed	Optional	College Prep	Business & Finance
Winchester Elementary	Elementary	District-Managed		Comp Academic Program	



Shelby County Schools offers educational and employment opportunities without regard to race, color, religion, sex, creed, age, disability, national origin, or genetic information.