



WINTER BREAK LEARNING PACKET

ELA

**1ST GRADE
STUDENT**

DEC 22ND – JAN 5TH

DEPARTMENT OF CURRICULUM & INSTRUCTION

Memphis-Shelby County Schools offers educational and employment opportunities without regard to race, color, religion, sex, creed, age, disability, national origin, or genetic information



1st Grade

Literacy Everywhere



Literacy is everywhere! Here are some activities you can engage your child in at home, in a restaurant, and in the car.

Home	Restaurant	Car
Use magnetic letters to spell words on the refrigerator or baking sheet.	Read menus. Find words with the same ending sound (salad, bread).	Practice naming things and sorting them into categories, such as things in the sky or things on the ground.
Read directions for putting together new Christmas toys.	Listen for items that have the same beginning sound (soup, sandwich).	Play games like I-Spy with letters and words.
Identify letters, words, and sounds in the newspaper.	Record a video of your child describing his/her favorite dish.	Point out and discuss what you see. What color is the tree? What sounds do you hear in the word "tree?" Try to spell tree.
Compose a text message to a loved one; use proper grammar, spelling & punctuation.	Discuss daily happenings (Family Talk).	
Watch interactive educational videos/TV shows and retell the events in order.	Be a food critic and write a review of one of the menu items ordered.	Keep books in the back seat of the car for children to read during travel.

1st Grade
High-Frequency Word Fun!

Read each high-frequency word. Challenge yourself to read words from the other grade levels.

1 st Grade		
does not school what down out up very become good pull by many place walk away	fun make they too jump move run two again help new there use now some today way	could live one then three eat no of under who all call day her want around why









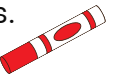



















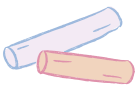


1. Sort words by the number of letters in each word.
2. Identify the words in a story or write a story using the words.
3. Say and write simple sentences using each word.
4. Spell words with shaving cream, playdough, sand, or sugar.
5. Cut letters from magazines, ads, or newspapers to spell each word.



GROWING GREAT READERS

ACTIVITY CALENDAR

GRADE 1
December

MON	TUE	WED	THU	FRI	SAT	SUN
1 Practice short a words. Say “cat, map, bag.” Write two words. 	2 Write uppercase and lowercase Aa with crayons. Make it colorful! 	3 Practice short i words. Say “sit, zip, pin.” Write two words. 	4 Write the word does. Say it, trace it, and use it in a sentence. 	5 Practice short o words. Say “hop, top, box.” Write two words. 	6 Rhyme Hunt! Find 5 things in your house that rhyme with “cat.” 	7 Place cards with words like “run, fun, jump” on the floor. Hop to each and read aloud. 
8 Practice short e words. Say “red, bed, ten.” Write two words. 	9 Write uppercase and lowercase Ee with markers. 	10 Practice short u words. Say “sun, cup, bug.” Write two words. 	11 Write the word school. Use it in a sentence like “I go to school.” 	12 Practice l-blends: “flag, slip, clap.” Say and write two words. 	13 Blend It! Say sounds like /s//t//o//p/. Blend to say “stop.” Do 5 words. 	14 High-Frequency Word Bingo! Use words like “what, down, out, up.” 
15 Practice r-blends: “frog, trip, crab.” Say and write two words. 	16 Write uppercase and lowercase Ll with rainbow colors. 	17 Practice digraph sh: “ship, shop, fish.” Write two words. 	18 Write the word make. Use it in a sentence like “I make a card.” 	19 Practice digraph th: “thin, bath, path.” Write two words. 	20 Syllable Clap! Clap out syllables in words like “holiday” and “snowman.” 	21 Word Sort! Sort words into short vowel groups (a, e, i, o, u). 
22 Practice digraph ch: “chip, chat, much.” Write two words. 	23 Write uppercase and lowercase Oo with glitter glue. 	24 Practice trigraph -tch: “catch, match.” Write two words. 	25 Write a card to someone special using words like “fun, good, make.” 	26 Write the word help. Use it in a sentence like “I help my mom.” 	27 Family Read-Aloud! Pick a favorite book and take turns reading. 	28 Practice ending blends: “land, milk, jump.” Write two words. 
29 Write uppercase and lowercase Ss with chalk or markers. 	30 Find 5 high-frequency words in a book or magazine. 	31 Write the word again. Use it in a sentence like “Read it again.” 	<p>Practice reading and writing high-frequency words every day to help grow your reading greatness! does, not, school, what, down, out, up, very, be, come, good, pull, fun, make, they, too, jump, move, run, two, again, help, new, there, use, could, live, one, then, three, eat, no, of, under, who, all, call, day, her, want, around, by, many, place, walk</p> <p>Bubble in the circle each day to show you completed your phonics activity!</p>			



Memphis-Shelby County Schools K-2 Wonders Reading Topics by Unit



Research is Clear

- Students are able to build their vocabulary faster when they read multiple books, articles, and other texts on the same topic.
- When students are unfamiliar with a topic, it is harder for them to understand what they are reading and to learn new words.
- Reading several books, articles, and other texts on the same topic allows students to learn more and to learn faster.
- Children who read 20 minutes a day/5 days a week outside of classrooms are exposed to 1.8 million words in one school year and have an increase in critical thinking.

-NESCA, 2021

How Parents Can Help

- Below is a list of unit topics that are areas of focus throughout each grade levels' Wonders curriculum.
- By encouraging students to read about these topics at home, students have an opportunity to deepen their background knowledge. This will further support them in being prepared to learn in class!
- Students can use the same single sign on credentials used at school to access their Wonders online dashboard at home. Click [here](#) for more details regarding the student dashboard.

Kindergarten

Unit 1-New Friends/ Your Senses (**September**)
Unit 2-Tools/Shapes/ Bugs (**September-October**)
Unit 3-Rules to Go By / Sounds Around Us (**October**)
Unit 4-Jobs/ Community (**November-December**)
Unit 5-How Living Things Grow and Change (**January**)

Unit 6 -Seasons/ Kinds of Weather (**January-February**)
Unit 7-Animals/ Animal Habitats (**February-March**)
Unit 8-Transportation/ Space (**March-April**)
Unit 9 -Good Citizen/ Natural Resources (**April**)
Unit 10-Protecting the Environment (**April-May**)

First Grade

Unit 1-School/ Pets/ Friends (**September-October**)
Unit 2-Jobs/ Communities/ Maps (**October-December**)
Unit 3-Plants / From Farm to Table (**December-January**)

Unit 4-Animals and Insects (**February-March**)
Unit 5-Up in the Sky/ Great Inventions (**March-May**)
Unit 6-Weather/ Sharing Traditions/ Celebrate America (**May**)

Second Grade

Unit 1-Families Around the World (**August-September**)
Unit 2-Learning From Animals (**September-November**)
Unit 3 How People Help their Community / What We See in the Sky (**November-January**)

Unit 4-Culture Makes Us Special (**January-February**)
Unit 5-Heroes/ Good Citizens/ Rules (**February-April**)
Unit 6-Money Matters/ Myths (**April-May**)

Note: The topics listed above align with texts that students will explore during the unit. The time periods noted in blue are approximations as pacing is based on students' needs.

The Big 3 Reading Questions...Great Questions to Discuss After Reading!

- What's something you read today and what was the most interesting part about it?
- Did you learn any new or difficult words? What do they mean?
- What was the most important part about what you read?