



WINTER BREAK LEARNING PACKET

ELA

**2ND GRADE
STUDENT**

DEC 22ND – JAN 5TH

DEPARTMENT OF CURRICULUM & INSTRUCTION

Memphis-Shelby County Schools offers educational and employment opportunities without regard to race, color, religion, sex, creed, age, disability, national origin, or genetic information



2nd Grade



Literacy Everywhere

Literacy is everywhere! Here are some activities you can engage your child in at home, in a restaurant, and in the car.

Home	Restaurant	Car
Use magnetic letters to spell words on the refrigerator or baking sheet.	Read menus. Find words with the same ending sound (salad, bread).	Practice naming things and sorting them into categories, such as things in the sky or things on the ground.
Read directions for putting together new Christmas toys.	Listen for items that have the same beginning sound (soup, sandwich).	Play games like I-Spy with letters and words.
Identify letters, words, and sounds in the newspaper.	Video your child describing his/her favorite dish.	Point out and discuss what you see. What color is the tree? What sounds do you hear in the word "tree?" Try to spell tree.
Compose a text message to a loved one; use proper grammar, spelling & punctuation.	Discuss daily happenings (Family Talk).	
Watch interactive educational videos/TV shows and retell the events in order.	Be a food critic and write a review of one of the menu items ordered.	Keep books in the back seat of the car for children to read during travel.

2nd Grade

High Frequency Word Fun!

Read each high frequency word. Challenge yourself to read words from the other grade levels.





























2 nd Grade		
ball	sounds	your
blue	boy	all
both	by	any
even	girl	goes
for	he	new
help	here	number
put	she	other
there	small	right
why	want	says
yellow	were	work
could	what	cold
find	another	family
funny	done	friends
green	into	have
how	move	know
little	now	off
one	show	picture
or	too	school
see	water	took
wash	year	eight
baby	change	because
early	walk	these
cheer	their	try
fall	yes	saw
five	almost	sky
look	buy	straight
open	food	under
should	out	learn
won	pull	seven
	start	isn't

- ☐ Sort words by long and short vowel sounds.
- ☐ Sort words by the number of syllables.
- ☐ Identify the words in a story or write a story using the words.
- ☐ Say and write sentences using each word.
- ☐ Spell words with shaving cream, playdough, sand, or sugar.



GROWING GREAT READERS ACTIVITY CALENDAR

GRADE 2
December

MON	TUE	WED	THU	FRI	SAT	SUN
1 Practice short a and i words: "cat, map, sit, pin." Write two words. 	2 Write the word ball. Say it, trace it, and use it in a sentence. 	3 Practice short e, o, and u words: "bed, hop, sun." Write two words. 	4 Write the word help. Use it in a sentence like "I help my friend." 	5 Practice blends: br, cr, dr. Say "brag, crab, drip." Write two words. 	6  Rhyme Race! Pick a word like "fun." Take turns saying rhymes.	7  Word Sort! Sort words into short vowel groups (a, e, i, o, u).
8 Practice blends: sp, st, sn. Say "spin, stop, snap." Write two words. 	9 Write the word blue. Use it in a sentence like "The sky is blue." 	10 Practice digraphs: sh, th, ch. Say "ship, thin, chat." Write two words. 	11 Write the word could. Use it in a sentence like "I could read this book." 	12 Practice long a words: "cake, rain, play." Write two words. 	13 Blend It! Say sounds like /s//t//o//p/. Blend to say "stop." Do 5 words. 	14 High-Frequency Word Bingo! Use words like "see, one, or, why." 
15 Practice long i words: "bike, pie, high." Write two words. 	16 Write the word funny. Use it in a sentence like "That joke is funny." 	17 Write the word green. Use it in a sentence like "The grass is green." 	18 Practice contractions: "I'm, we're, they'll." Write two contractions. 	19 Practice long o words: "boat, snow, toe." Write two words. 	20 Clap out syllables in words like "holiday" and "snowman." 	21 Practice soft c and g words: "city, gem." Write two words. 
22 Write the word little. Use it in a sentence like "The puppy is little." 	23 Write the word one. Use it in a sentence like "I have one book." 	24 Practice long e words: "tree, eat, see." Write two words. 	25 Write a card to someone special using words like "love, good, great." 	26 Practice long u words: "cube, blue, true." Write two words. 	27 Find 5 high-frequency words in a book or magazine. 	28 Family Read-Aloud! Pick a favorite book and take turns reading. 
29 Write the word why. Use it in a sentence like "Why is it cold?" 	30  Place cards with words like "move, jump, run" on the floor. Hop to each and read aloud.	31 Write the word about. Use it in a sentence like "This book is about animals." 	Practice reading and writing high-frequency words every day to help grow your reading greatness! about, around, good, great, idea, often, part, second, two, world, also, apart, begin, either, hundred, over, places, those, which, without, bird, far, field, flower, grow, leaves, light, orange, ready, until, early, eight, isn't, learn, seven, start Bubble in the circle each day to show you completed your phonics activity!			



Memphis-Shelby County Schools K-2 Wonders Reading Topics by Unit



Research is Clear

- Students are able to build their vocabulary faster when they read multiple books, articles, and other texts on the same topic.
- When students are unfamiliar with a topic, it is harder for them to understand what they are reading and to learn new words.
- Reading several books, articles, and other texts on the same topic allows students to learn more and to learn faster.
- Children who read 20 minutes a day/5 days a week outside of classrooms are exposed to 1.8 million words in one school year and have an increase in critical thinking.

-NESCA, 2021

How Parents Can Help

- Below is a list of unit topics that are areas of focus throughout each grade levels' Wonders curriculum.
- By encouraging students to read about these topics at home, students have an opportunity to deepen their background knowledge. This will further support them in being prepared to learn in class!
- Students can use the same single sign on credentials used at school to access their Wonders online dashboard at home. Click [here](#) for more details regarding the student dashboard.

Kindergarten

Unit 1-New Friends/ Your Senses (**September**)
Unit 2-Tools/Shapes/ Bugs (**September-October**)
Unit 3-Rules to Go By / Sounds Around Us (**October**)
Unit 4-Jobs/ Community (**November-December**)
Unit 5-How Living Things Grow and Change (**January**)

Unit 6 -Seasons/ Kinds of Weather (**January-February**)
Unit 7-Animals/ Animal Habitats (**February-March**)
Unit 8-Transportation/ Space (**March-April**)
Unit 9 -Good Citizen/ Natural Resources (**April**)
Unit 10-Protecting the Environment (**April-May**)

First Grade

Unit 1-School/ Pets/ Friends (**September-October**)
Unit 2-Jobs/ Communities/ Maps (**October-December**)
Unit 3-Plants / From Farm to Table (**December-January**)

Unit 4-Animals and Insects (**February-March**)
Unit 5-Up in the Sky/ Great Inventions (**March-May**)
Unit 6-Weather/ Sharing Traditions/ Celebrate America (**May**)

Second Grade

Unit 1-Families Around the World (**August-September**)
Unit 2-Learning From Animals (**September-November**)
Unit 3 How People Help their Community / What We See in the Sky (**November-January**)

Unit 4-Culture Makes Us Special (**January-February**)
Unit 5-Heroes/ Good Citizens/ Rules (**February-April**)
Unit 6-Money Matters/ Myths (**April-May**)

Note: The topics listed above align with texts that students will explore during the unit. The time periods noted in blue are approximations as pacing is based on students' needs.

The Big 3 Reading Questions...Great Questions to Discuss After Reading!

- What's something you read today and what was the most interesting part about it?
- Did you learn any new or difficult words? What do they mean?
- What was the most important part about what you read?