



WINTER BREAK LEARNING PACKET

ELA

**KINDERGARTEN
STUDENT**

DEC 22ND – JAN 5TH

DEPARTMENT OF CURRICULUM & INSTRUCTION

Memphis-Shelby County Schools offers educational and employment opportunities without regard to race, color, religion, sex, creed, age, disability, national origin, or genetic information



Kindergarten Literacy Everywhere



Literacy is everywhere! Here are some activities you can engage your child in at home, in a restaurant, and in the car.

Home	Restaurant	Car
Use magnetic letters to spell words on the refrigerator or baking sheet.	Read menus. Find words with the same ending sound (salad, bread).	Practice naming things and sorting them into categories, such as things in the sky or things on the ground.
Read directions for putting together new holiday toys.	Listen for items that have the same beginning sound (soup, sandwich).	Play games like I-Spy with letters and words.
Identify letters, words, and sounds in the newspaper.	Video your child describing his/her favorite dish.	Keep books in the back seat of the car for children to read during travel.
Compose a text message to a loved one; use proper grammar, spelling & punctuation.	Discuss daily happenings (Family Talk).	Point out and discuss what you see. What color is the tree? What sounds do you hear in the word "tree?" Try to spell tree.
Watch interactive educational videos/TV shows and retell the events in order.	Be a food critic and write a review of one of the menu items ordered.	

Kindergarten High Frequency Word Fun!

Read each high frequency word. Challenge yourself with the list of activities below.

Kindergarten
I
can
the
we
see
a
like
to
and
go
you
do

1. Sort words by the number of letters in each word.
2. Identify the words in a story or write a story using the words.
3. Say and write simple sentences using each word.
4. Spell words with shaving cream, playdough, sand, or sugar.
5. Cut letters from magazines, ads, or newspapers to spell each word.




























GROWING GREAT READERS

ACTIVITY CALENDAR

GRADE K

December

MON	TUE	WED	THU	FRI	SAT	SUN
1  <input type="radio"/> Identify the /m/ sound like “mom,” and “ham”. Clap when you hear /m/.	2 <input type="radio"/> Write uppercase and lowercase Mm with markers or crayons. 	3 <input type="radio"/> Blend syllables. Say “pan-cake”  say the whole word. Try 5 words.	4 <input type="radio"/> Practice the /a/ sound. Say “apple,” “cat,” “map.” Do you hear /a/? 	5 <input type="radio"/> Write the word we. Trace it, say it, and use it in a sentence. 	6  <input type="radio"/> Practice the /s/ sound. Say “sun,” “sit,” “mess.” Clap when you hear /s/.	7  <input type="radio"/> Write the word see. Use it in a silly sentence like “I see a dancing donut!”
8 <input type="radio"/> Practice writing uppercase and lowercase Aa in sand, rice, or shaving cream. 	9 <input type="radio"/> Play a rhyme game: What rhymes with “cat”? Try 5 words. 	10 <input type="radio"/> Identify the /p/ sound in words like “pig,” “pop,” “map.” 	11 <input type="radio"/> Write the word there. Use it in a sentence like “There is my toy.” 	12 <input type="radio"/> Practice the /t/ sound. Say “top,” “tap,” “mat.” Clap when you hear /t/. 	13 <input type="radio"/> Write the word like. Use it in a sentence like “I like to read.” 	14 <input type="radio"/> Practice writing uppercase and lowercase Pp with rainbow colors. 
15  <input type="radio"/> Count syllables: Say “snowman” and clap twice. Try 5 winter words.	16 <input type="radio"/> Practice writing Tt with a pencil and decorate with stickers. 	17 <input type="radio"/> Identify the /i/ sound in “igloo,” “sit,” “tip.” 	18 <input type="radio"/> Write the word to. Use it in a sentence like “I go to school.” 	19  <input type="radio"/> Practice the /n/ sound. Say “net,” “nap,” “man.” Clap when you hear /n/.	20 <input type="radio"/> Write the word and. Use it in a sentence like “I see a dog and a cat.” 	21 <input type="radio"/> Practice writing li with glitter glue or chalk. 
22 <input type="radio"/> Play onset and rime: Say “c-at,” “m-an,” “s-it.” Blend them together. 	23 <input type="radio"/> Practice writing uppercase and lowercase Nn with a dry erase board. 	24 <input type="radio"/> Identify the /o/ sound in “hot,” “mom,” “cot.” Clap when you hear /o/. 	25 <input type="radio"/> Read a favorite book together and talk about the characters. 	26 <input type="radio"/> Write the word you. Use it in a sentence like “You are kind.” 	27 <input type="radio"/> Practice writing uppercase and lowercase Oo with playdough or string. 	28 <input type="radio"/> Play a blending game: Say “s-a- m.” Blend the sounds. 
29 <input type="radio"/> Write the word all. Use it in a sentence like “All the kids are playing.” 	30 <input type="radio"/> Which word doesn’t belong– “cat,” “cap,” “dog”? Why? 	31 <input type="radio"/> Write the word that. Use it in a sentence like “That is my book.” 	<p>Practice reading and writing high-frequency words every day to help grow your reading greatness! the, we, see, down, will, out, there, like, two, a, to, and, go, her, one, then, new, could, place, you, all, that</p> <p>Bubble in the circle each day to show you completed your phonics activity!</p>			



Memphis-Shelby County Schools K-2 Wonders Reading Topics by Unit



Research is Clear

- Students are able to build their vocabulary faster when they read multiple books, articles, and other texts on the same topic.
- When students are unfamiliar with a topic, it is harder for them to understand what they are reading and to learn new words.
- Reading several books, articles, and other texts on the same topic allows students to learn more and to learn faster.
- Children who read 20 minutes a day/5 days a week outside of classrooms are exposed to 1.8 million words in one school year and have an increase in critical thinking.

-NESCA, 2021

How Parents Can Help

- Below is a list of unit topics that are areas of focus throughout each grade levels' Wonders curriculum.
- By encouraging students to read about these topics at home, students have an opportunity to deepen their background knowledge. This will further support them in being prepared to learn in class!
- Students can use the same single sign on credentials used at school to access their Wonders online dashboard at home. Click [here](#) for more details regarding the student dashboard.

Kindergarten

Unit 1-New Friends/ Your Senses (**September**)
Unit 2-Tools/Shapes/ Bugs (**September-October**)
Unit 3-Rules to Go By / Sounds Around Us (**October**)
Unit 4-Jobs/ Community (**November-December**)
Unit 5-How Living Things Grow and Change (**January**)

Unit 6 -Seasons/ Kinds of Weather (**January-February**)
Unit 7-Animals/ Animal Habitats (**February-March**)
Unit 8-Transportation/ Space (**March-April**)
Unit 9 -Good Citizen/ Natural Resources (**April**)
Unit 10-Protecting the Environment (**April-May**)

First Grade

Unit 1-School/ Pets/ Friends (**September-October**)
Unit 2-Jobs/ Communities/ Maps (**October-December**)
Unit 3-Plants / From Farm to Table (**December-January**)

Unit 4-Animals and Insects (**February-March**)
Unit 5-Up in the Sky/ Great Inventions (**March-May**)
Unit 6-Weather/ Sharing Traditions/ Celebrate America (**May**)

Second Grade

Unit 1-Families Around the World (**August-September**)
Unit 2-Learning From Animals (**September-November**)
Unit 3 How People Help their Community / What We See in the Sky (**November-January**)

Unit 4-Culture Makes Us Special (**January-February**)
Unit 5-Heroes/ Good Citizens/ Rules (**February-April**)
Unit 6-Money Matters/ Myths (**April-May**)

Note: The topics listed above align with texts that students will explore during the unit. The time periods noted in blue are approximations as pacing is based on students' needs.

The Big 3 Reading Questions...Great Questions to Discuss After Reading!

- What's something you read today and what was the most interesting part about it?
- Did you learn any new or difficult words? What do they mean?
- What was the most important part about what you read?