










GRADE 1

Daily Fun with Phonics!

MAY 2020



MONDAY	TUESDAY	WEDNESDAY	THURSDAY	FRIDAY									
				1 Go on a scavenger hunt in your house and look for items that have the short /e/ sound.									
4 <table border="1" data-bbox="128 633 430 740"><tr><td>sl</td><td>sm</td><td>sp</td></tr><tr><td></td><td></td><td></td></tr><tr><td></td><td></td><td></td></tr></table> Write words that begin with these blends.	sl	sm	sp							5 Write 5 words that end in <i>-ump</i> . Read them and draw a picture of each. 	6 Write a silly story using words with <i>ch</i> and <i>tch</i> . Circle the words and sort them.	7 Read a book. How many words can you find that begin with <i>sh</i> , <i>wh</i> , and <i>ph</i> ? 	8 Write the two words that make up each contraction: <i>it's</i> , <i>what's</i> , <i>wasn't</i> , <i>isn't</i> . Write a sentence with each word.
sl	sm	sp											
11 Add an <i>-e</i> to the end of these words: <i>rat</i> , <i>hat</i> , <i>can</i> , <i>plan</i> . Read the old and new words. 	12 Read the sight words below 3 times while timing yourself. Did you beat your time after each read?	13 Add <i>-ing</i> to these words: <i>bark</i> , <i>walk</i> , <i>talk</i> , <i>sleep</i> . Then, create a silly story using each word.	14 Think of rhyming words that end in <i>-atch</i> . Chant them, spell them, read them. 	15 <i>Kn</i> , <i>wr</i> , <i>gn</i> , and <i>mb</i> have silent consonants. In 60 seconds, think of as many words with these digraphs. Pick 3 words and create sentences.									
18 <i>Nine</i> and <i>bite</i> have phonograms <i>-ine</i> and <i>-ite</i> . Sort these words under the correct phonogram: <i>kite</i> , <i>pine</i> , <i>line</i> , <i>site</i> , <i>white</i> , <i>spine</i> , <i>mine</i> , <i>line</i> , <i>dine</i> .	19 Use 5 sight words below and rainbow write each word. How many colors did you use? 	20 <i>Bite</i> is a CVCe word. If you take the e away, the new word is <i>bit</i> . Think of another CVCe word. If you take the e away, what is the new word?	21 <i>Cage</i> has a soft <i>g</i> . Cut out words that have the soft <i>g</i> like <i>cage</i> . 	22 Write a silly story using these words that have a soft <i>c</i> : <i>cent</i> , <i>face</i> , <i>circle</i> , <i>circus</i> , <i>fancy</i> , <i>pencil</i> , <i>mice</i> . Read your story.									
25 Draw a picture and include these items: <i>bridge</i> , <i>fridge</i> , <i>judge</i> , <i>lodge</i> , <i>badge</i> . Have someone find all the items that end in <i>-dge</i> .	26 Read a story or watch TV and write all the words that end in <i>-ace</i> . Read them aloud 5 times to build fluency. 	27 Write each sight word below and circle the words with long vowels.	28 When watching TV or reading a book, listen or read for words with <i>th</i> . Write them in different color crayons.	29 Write this silly sentence and circle words with <i>ch</i> : <i>Charlie chopped the chocolate chips and cherries for lunch</i> .									

Sight Word Review

walk those long watch start never small bird both put
 eyes five blue cold eat or one four brown off