

Iris and Walter

Science

Social Studies

D

SPI: 3.3.1 Recognize the basic parts of plants.

SPI: 2.1.01 Understand the diversity of human cultures.

C

Activity

Science -
Read pg. A12-A13
pg. A11 "What Do
Leaves Need?"

Activity
Reading - pg. 12k
"Country or City?"

Materials Needed

Science textbook
Two potted plants
Aluminum foil
Prediction/observation
chart
Water
Pencil

Materials Needed

Copies of Venn
Diagram labeled:
City
Country
Or Both

Pencils

Websites

www.picadome.fops.net/lab/curri/plants/default.htm

H

SPI: 2.3 Examine interrelationships among plants, animals, and their environment.

SPI: 2.1.02 Discuss cultures and human patterns of places and regions of the world.

C

Activity

Science -
Read pg. A22-A25
Pg. A21 "What is Made
From Plants?"

Activity
Social Studies - pg. 20
"Reading Strategy"

Materials Needed

Science textbook

Paper/chart

Pencil

Materials Needed

Social Studies
textbook

Paper

Pencil

Websites

www.urbanext.uiuc.edu/gpe/

Code Key

C

Center Activity

E

Experiment

T

Technology

D

Demonstration

H

Hands-on Activity

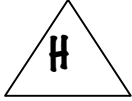
F

Field Trip

Exploring Space with an Astronaut

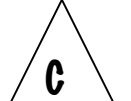
Science

Social Studies



SPI: 2.7.1 Recognize that different objects appear in the day and nighttime sky.

SPI: 2.2.01 Describe the potential costs and benefits of personal economic choices in a market economy.



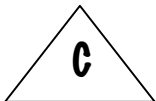
Materials Needed
Science textbook
Clay
Pencils

Activity
Science -
Read pg. D26-D29
pg. D27 Inclusion "Moon Model"

Websites
www.nasa.gov/audience/forkids/home/index.html

Activity
Social Studies - pg. 9A
"What Is My Job?"

Materials Needed
Social Studies textbook
Index cards
Crayons/markers



SPI: 2.7.2 Recognize that there are predictable patterns which occur within the universe.

SPI: 2.2.02 Give examples of the interaction of individuals, businesses and governments in a market economy.



Materials Needed
Sentence strips with the names of the planets on each one

Activity
Science -
Read pg. D44-D45
Pg. D45 "Sequence of Events" Development and Activity

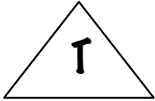
Activity
Social Studies - pg. 15A
"A Mural of Roles"

Materials Needed
Mural paper
Crayons/markers
Magazines
Scissors
Glue

Henry and Mudge and the Starry Night

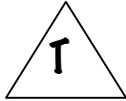
Science

Social Studies



SPI: 2.7.1 Recognize that different objects appear in the day and nighttime sky.

SPI: 3.3.9 Recognize the identifying characteristics of certain geographic features.



Materials Needed
Computers
Internet

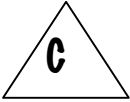
Activity
Visit NASA for kids:
http://spaceplace.nasa.gov/en/kids/cs_space.shtml

Websites
http://spaceplace.nasa.gov/en/kids/cs_space.shtml

Activity
Research the Great Smoky Mountains using books and/or the Internet. Plan a list of items students would need on a camping trip to the park.

Websites
For students:
www.nps.gov/grsm/forkids/index.htm
For teachers:
www.nps.gov/grsm/forteachers/index.htm

Materials Needed
Computers
Internet
Reference books
Paper
Pencil



SPI: 2.7.2 (b) Recognize that the phases of the moon occur in a predictable pattern.

SPI: 3.3.tpi5 Determine direction using a compass, the sun, and the stars.



Materials Needed
Science textbook - pg. D32-D35
Sentence strips
Crayons/markers
Pencil
Glue

Activity
TLW draw the phases of the moon on a sentence strip using the science textbook as a reference. Glue the strip in a circle to illustrate the cyclical nature of the moon.

Activity
Locate the compass rose on the map and answer teacher questions orally.

Social Studies Teacher's Edition:
pg. A2-A3 "Map Study" and "Visual Learning"

Materials Needed
Social Studies textbook

A Walk in the Desert

Science

Social Studies

T,C

SPL: 3.2.2 Select the plants and animals found in a specific environment.

SPL: 3.3.8 Differentiate the distinguishing characteristics of ecosystems.

T

Materials Needed

Computers
Internet
Paper
Crayons/markers
Pencil

Activity

Find information on the venomous animals in Tennessee that could also be found in the desert. Draw a picture of 2 or 3 animals and write a few sentences comparing and contrasting these creatures.

Activity

Reading textbook TE - pg. 96k
"Animals on Location"
*modify to include plants, weather, climate, etc.

Materials Needed

Computers
Internet
Reference books
Paper
Pencil

Websites

www.tennessee.gov/environment/tn_conservation/venomouscreatures.shtml

C

SPL: 2.2.2 Realize that organisms use their senses to interact with their environment.

SPL: Identify the major physical components of the world.

C

Materials Needed

"Five Senses" chart as shown on pg. 96k
Paper
Pencil

Activity

Reading textbook TE - pg. 96k "A Walk Where You Are"

Activity

TLW make a list of deserts from the map of the world and write which continent they are found on. TLW create a map like the one on pg. A8-A9 and label the deserts, mountain ranges, and oceans bordering the United States.

Materials Needed

Social Studies textbook
Paper
Crayons/makers
Pencil

The Strongest One

Science

T,C

SPI: 3.1.2 Identify the part that belongs to a specific plant or animal.

Activity

TLW investigate and use the ant website to draw and label the parts of an ant.

Materials Needed

Computer
Internet
Paper
Pencil
Crayon/markers

Websites

www.infowest.com/life/antbody.htm

Social Studies

C

SPI: 2.6.01 (b) Recognize individuals can belong to groups but still have their own identity.

Activity

TTW discuss with students the different roles ants might have in a colony (guarding food, carrying food, cleaning, etc.)
TLW work with a partner to write a story about how ants work together to create a colony.
TLW compare the ant colony to a community of people.

Materials Needed

"Ant" books
Paper
Pencil
Crayons/markers

T

SPI: 2.3.1 Recognize the basic requirements of all living things.

Activity

TLW investigate the website and list five new facts about ants.

Materials Needed

Computer
Internet
Paper
Pencil

Websites

www.zoomschool.com/subjects/insects/ant/

C

SPI: 2.6.02 (c) Recognize that each individual must make decisions about the work groups and play groups in which they participate.

Activity

Social Studies textbook
TE - pg.15A
"A Mural of Roles"

Materials Needed

Paper
Crayons/markers
Magazines
Scissors
Glue