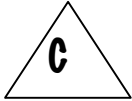


Tara and Tiree, Fearless Friends

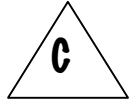
Science

Social Studies



SPI: 3.8.1 Select appropriate clothing for a given weather condition.

SPI: 3.3.5 Identify basic components of Earth's systems.

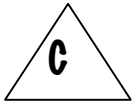


Materials Needed
 Science textbook
 Paper
 Pencil
 Crayons/markers

Activity
 Read and discuss with students pages D12-D15 in the science textbook.
 Have students fold paper into 4 equal squares and label each square one of the 4 seasons. Students will draw the appropriate clothing for each season.

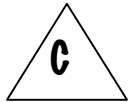
Activity
 After reading "Tulip Sees America" on pages 100-111 in the Social Studies textbook with the students, complete the "Reading Strategy" activity on page 110 of the teacher's edition.

Materials Needed
 Social Studies textbook
 Paper
 Pencil
 Marker



SPI: 3.8.2 Identify the season when given a description of weather, plants, and animals.

SPI: 3.3.7 Determine the climate of a specific region of the world using a map.



Materials Needed
 Paper
 Pencil
 Crayons/markers
 Magazines
 Scissors
 Glue

Activity
 TLW draw pictures (or cut pictures out of magazines) of the four seasons on separate sheets of paper including appropriate clothing, plants, animals, weather, etc. After the pictures are drawn, they will exchange pictures with a partner. The partner must identify which picture depicts which season.

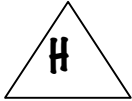
Activity
 Create a set of index cards with the following states printed one per card: Alaska, Hawaii, Maine, Florida, Texas, Arizona, Tennessee, Minnesota, New York, and Louisiana. TLW use the map on pages A.10-A.11 of the Social Studies textbook to order the index cards into warm climate states and cold climate states.

Materials Needed
 Social Studies textbook
 Index cards
 Paper
 Pencil

Ronald Morgan Goes to Bat

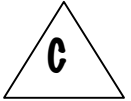
Science

Social Studies



SPI: 2.11.1 Realize the basic concept that forces can move objects (push/pull).

SPI: 3.3.3 Find a specific location on a school or community map.



Activity
 Science textbook - pg. F5
 "How Far Can Different Things Move?"

Activity
 Social Studies textbook - pg. 68-69 "Find States and Capitals"
 Pg. 69A "State T-shirts"

Materials Needed
 Science textbook
 Checker
 Wood block
 Toy car
 Ruler
 Masking tape

Materials Needed
 Social Studies textbook
 T-shirt pattern
 Crayons/markers
 Pencil

Science textbook - pg. F6-F9

Websites
www.enchantedlearning.com/usa/statesbw/usa.shtml



SPI: 2.11.2 Observe and predict how the weight of an object and its position affect balance.

SPI: 3.6.1 Classify needs and wants using pictures of common items.



Activity
 Science textbook TE - pg. F1h
 Science Center Card 32
 "Make a Prediction"

Activity
 Social Studies textbook - pg. 32-33
 "Extend and Enrich: Role Play"

Materials Needed
 Science textbook
 Cardboard ramp
 3 books
 Toy truck
 Rocks
 Measuring stick

Materials Needed
 Social Studies textbook

Science textbook - pg. F12-F17

Turtle's Race with Beaver

Science

Social Studies

E

SPI: 2.5.2 Recognize that living things have features that help them to survive in different environments.

SPI: 3.3.8 Differentiate the distinguishing characteristics of ecosystems.

C

Materials Needed

Science textbook
Paper
Scissors
Crayons
Cup of Water
Spoon

Activity

Science textbook - pg. B33
"How Does a Duck Stay Dry?"

Activity

Social Studies textbook TE - pg. 128
"Integrate Art: Draw a Picture"
*Label the correct ecosystem for their drawing.

Materials Needed

Social Studies textbook
Paper
Pencil
Crayons/markers

Social Studies textbook -
pg. 128-133

E

SPI: 2.2.4 Recognize that the environment and the organisms that live in it can be affected by pollution.

SPI: 3.6.2 Distinguish between conflict and cooperation within group interactions as represented by pictures.

C

Materials Needed

Tray of water
Feather
Cup of Oil
Paper towels

Activity

Science textbook - pg. B45
"What Can Oil do to a Bird's Feathers?"

Activity

Social Studies textbook TE -
Pg. 16
"Extend and Enrich: Story Project"

Materials Needed

Social Studies textbook
Paper
Pencil

Websites

<http://ga.water.usgs.gov/edu/index.html>

Social Studies textbook -
Pg. 16-17
"Work Together"

The Bremen Town Musicians

Science

Social Studies

H.C

SPI: 3.14.tpi5 Associate a variety of musical instruments with different types of sounds.

SPI: 3.1.1 Recognize some of the major components of a culture.

D.C

Activity

Have students make their own musical instruments.

Activity

Listen to music by Tennessee musicians (B.B. King, Carl Perkins, Elvis Presley). Have students find a favorite song and write about why they chose that song. Students can illustrate their favorite song choice or write new lyrics for their favorite song.

Materials Needed

See website for a list of needed materials

Materials Needed

CD's by Tennessee musicians
CD player
Paper
Pencil
Crayons/markers

Websites

www.thefamilycorner.com/family/kids/crafts/9_musical_instruments.shtml

T

SPI: 3.14.tpi2 Demonstrate a variety of ways to produce sound.

SPI: 3.3.6 Utilize skills to locate a place using cardinal directions and symbols given an appropriate map with a key.

C

Activity

Study the pitch of different animals and compare the size of the animals with the pitch of the sound they make. www.galaxy.net/~k12/sound/cha2.shtml

Activity

TLW draw a map of Donkey's journey from the farmer's house to Bremen. Students should include a map key with symbols standing for the different animal friends that joined him along the way. The map should also include a compass rose.

Materials Needed

Computer
Internet
Paper
Pencil

Materials Needed

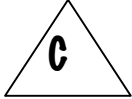
Reading textbook
Paper
Pencil
Crayons/markers

Science textbook - pg. E44-E49

A Turkey for Thanksgiving

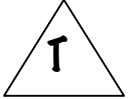
Science

Social Studies



SPI: 3.3.2 Recognize that animals obtain their food by eating plants or other animals.

SPI: 3.1.2 Determine similarities and differences in the ways different cultural groups address basic human needs by interpreting pictures.



Materials Needed
 Reading textbook
 Paper
 Pencil
 Crayons/markers

Activity
 TLW list the different animals coming to Thanksgiving dinner in the story. Make a chart and draw pictures of each animal and what it eats. Discuss animals that eat similar foods and animals that eat different foods.

Activity
 Research a Native American tribe or person. This could be done individually or in groups. Prepare a presentation.

Materials Needed
 Computer
 Internet
 Paper
 Pencil

Science textbook – pg. A38-A41

Websites
www.col-ed.org/cur/sst/sst82.txt



SPI: 3.2.2 Select the plants and animals found in a specific environment.

SPI: 2.5.02 Understand the place of historical events in the context of past, present, and future.



Materials Needed
 Science textbook
 2-liter bottle
 soil
 plant
 plastic wrap
 rocks
 plastic spoon
 pill bug

Activity
 Explain that the animals in this story live in a woodland forest. TLW create a model of a woodland forest.

Activity
 Complete online activities about the first Thanksgiving.

Materials Needed
 Computer
 Internet

Science textbook –
 Pg. B9
 "What is a Forest like?"

Websites
<http://teacher.scholastic.com/thanksgiving/>